

## RESULTS ANALYSIS 2019-20 - I Semester

**BRANCH: ELECTRONICS & COMMUNICATION ENGINEERING– A (2018 BATCH)**

**OVERALL PASS PERCENTAGE (2018 BATCH)**

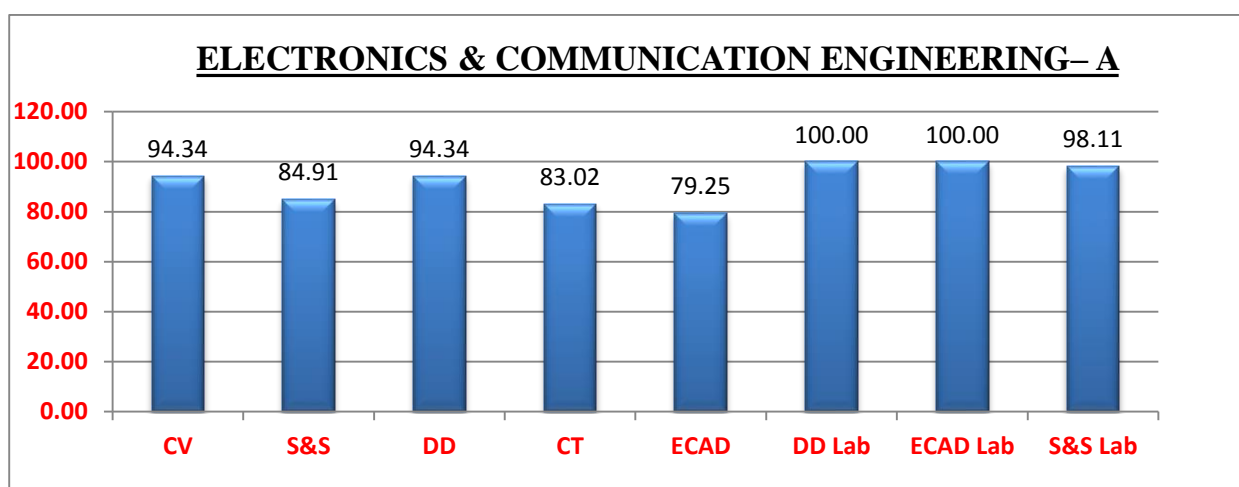
**NUMBER OF STUDENTS APPEARED = 53**

**NUMBER OF STUDENTS PASSED = 39**

**NUMBER OF STUDENTS FAILED = 14**

**TOTAL PASS PERCENTAGE = 73.58%**

BATCH	CV	S & S	DD	CT	ECAD	DD-LAB	ECAD-LAB	S & S-LAB
2018	94.34	84.91	94.34	83.02	79.25	100.00	100.00	98.11



S. No.	Name of the Subject	No. of Students Appeared	No. Of Students Passed	Pass %	Name of the Faculty Mr/Ms	No. of Students Failed
1	CV	53	50	94.34	DR.SK.NUSLIN BIBI	03
2	S&S	53	45	84.91	DR.C.V.NARASIMHULU / SPANDANA	08
3	DD	53	50	94.34	PROF.K.SOMASEKHARA RAO	03
4	CT	53	44	83.02	M.SOWJANYA / A.SHANKAR	09
5	ECAD	53	42	79.25	J.MRUDULA / U.APPALARAJU	11
6	DD Lab	53	53	100.00	M.SOWJANYA/ A.SOWJANYA	Nil
7	ECAD Lab	53	53	100.00	J.MRUDULA/ S.KRISHNAPRIYA	Nil
8	S&S Lab	53	52	98.11	K.VICTOR/ SPANDANA	01

### **NUMBER OF STUDENTS FAILED IN SUBJECT WISE**

S. No.	Branch	Failed in one subject	Failed in two subjects	Failed in three subjects	Failed in four subjects	Failed in five & above subjects
1	ECE-A	04	04	04	Nil	02

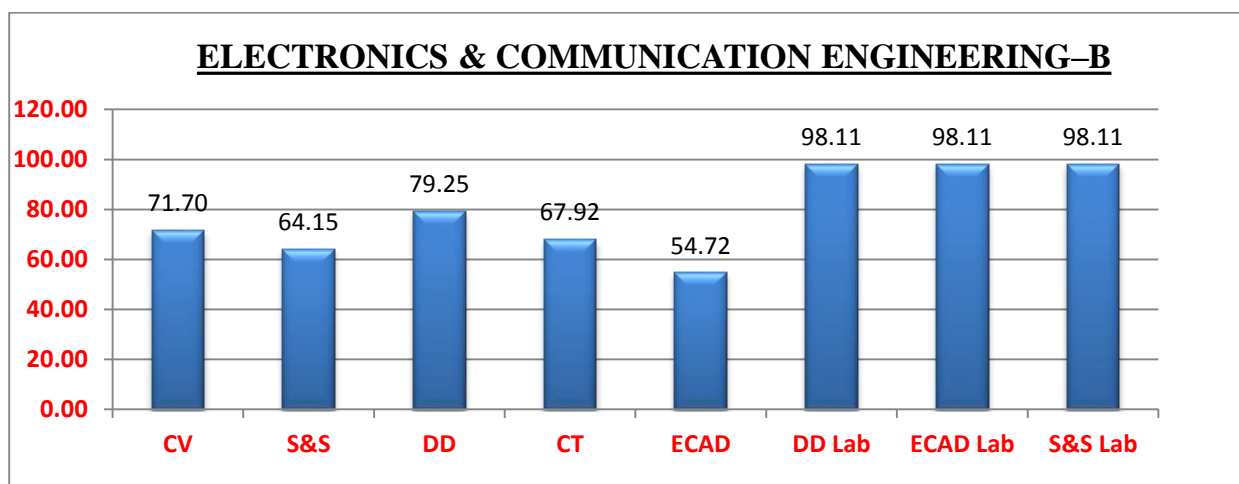
**PRINCIPAL**

**B.TECH- II YEAR I SEM REGULAR (AR18) EXAMINATIONS-**  
**NOV/DEC'2019**  
**RESULTS ANALYSIS**

**BRANCH: ELECTRONICS & COMMUNICATION ENGINEERING– B (2018 BATCH)**  
**OVERALL PASS PERCENTAGE (2018 BATCH)**

NUMBER OF STUDENTS APPEARED = 53  
 NUMBER OF STUDENTS PASSED = 27  
 NUMBER OF STUDENTS FAILED = 26  
 TOTAL PASS PERCENTAGE = 50.94%

BATCH	CV	S & S	DD	CT	ECAD	DD-LAB	ECAD-LAB	S & S-LAB
2018	71.70	64.15	79.25	67.92	54.72	98.11	98.11	98.11



S. No.	Name of the Subject	No. of Students Appeared	No. Of Students Passed	Pass %	Name of the Faculty Mr/Ms	No. of Students Failed
1	CV	53	38	71.70	DR.G.MAHESH	15
2	S&S	53	34	64.15	S.JYOTHIRMAYE / D.VENKATA RAMI REDDY	19
3	DD	53	42	79.25	PROF.K.SOMASEKHARA RAO	11
4	CT	53	36	67.92	P.SUDHAKAR / A.SHANKAR	17
5	ECAD	53	29	54.72	U.APPALA RAJU / J.MRUDULA	24
6	DD Lab	53	52	98.11	P.SUDHAKAR/M.SOWJANYA	01
7	ECAD Lab	53	52	98.11	U.APPALA RAJU/V.S.PADMA PRIYA	01
8	S&S Lab	53	52	98.11	S.JYOTHIRMAYE	01

**NUMBER OF STUDENTS FAILED IN SUBJECT WISE**

S. No.	Branch	Failed in one subject	Failed in two subjects	Failed in three subjects	Failed in four subjects	Failed in five & above subjects
1	ECE-B	05	04	04	04	09

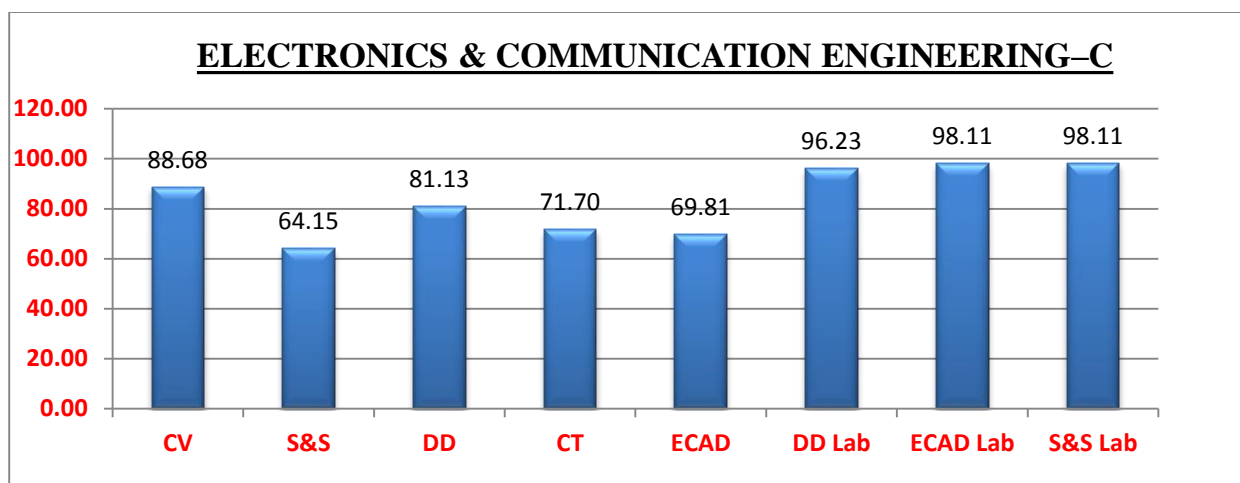
**PRINCIPAL**

**B.TECH- II YEAR I SEM REGULAR (AR18) EXAMINATIONS-**  
**NOV/DEC'2019**  
**RESULTS ANALYSIS**

**BRANCH: ELECTRONICS & COMMUNICATION ENGINEERING– C (2018 BATCH)**  
**OVERALL PASS PERCENTAGE (2018 BATCH)**

NUMBER OF STUDENTS APPEARED = 53  
 NUMBER OF STUDENTS PASSED = 32  
 NUMBER OF STUDENTS FAILED = 21  
 TOTAL PASS PERCENTAGE = 60.38%

BATCH	CV	S & S	DD	CT	ECAD	DD-LAB	ECAD-LAB	S & S-LAB
2018	88.68	64.15	81.13	71.70	69.81	96.23	98.11	98.11



S. No.	Name of the Subject	No. of Students Appeared	No. Of Students Passed	Pass %	Name of the Faculty Mr/Ms	No. of Students Failed
1	CV	53	47	88.68	A.RAMESH	06
2	S&S	53	34	64.15	DR.C.V.NARASIMHULU / R.ODAI AH	19
3	DD	53	43	81.13	B.SREELATHA / CH.SURESH KUMAR	10
4	CT	53	38	71.70	PROF.S.BHJANGA RAO	15
5	ECAD	53	37	69.81	U.APPALA RAJU	16
6	DD Lab	53	51	96.23	B.SREELATHA/ CH.SURESH KUMAR	02
7	ECAD Lab	53	52	98.11	S.KRISHNAPRIYA	01
8	S&S Lab	53	52	98.11	A.SHANKAR/K.VICTOR	01

**NUMBER OF STUDENTS FAILED IN SUBJECT WISE**

S. No.	Branch	Failed in one subject	Failed in two subjects	Failed in three subjects	Failed in four subjects	Failed in five & above subjects
1	ECE-C	04	03	05	03	06

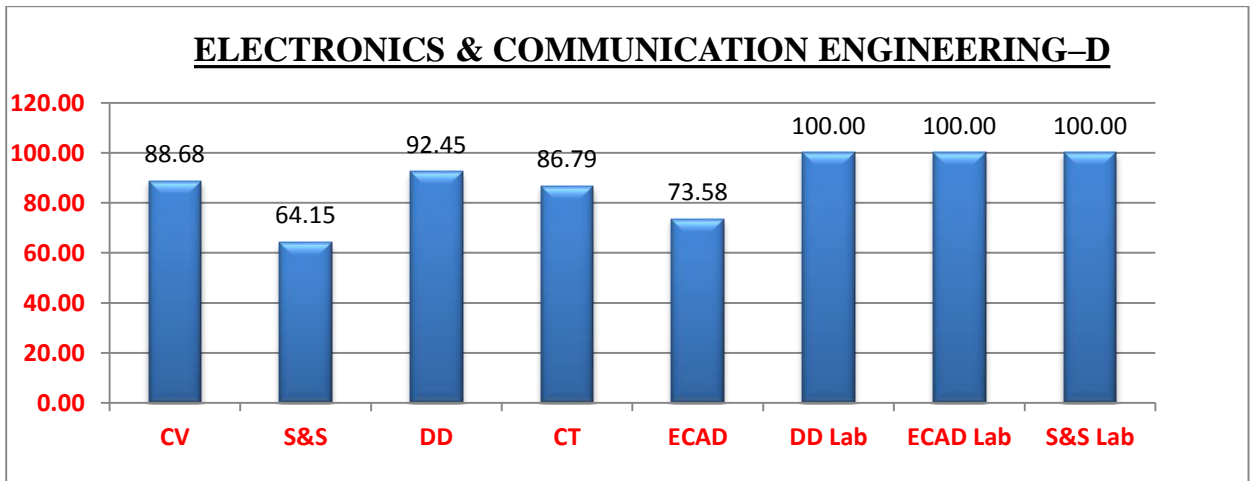
PRINCIPAL

**B.TECH- II YEAR I SEM REGULAR (AR18) EXAMINATIONS-**  
**NOV/DEC'2019**  
**RESULTS ANALYSIS**

**BRANCH: ELECTRONICS & COMMUNICATION ENGINEERING– D (2018 BATCH)**  
**OVERALL PASS PERCENTAGE (2018 BATCH)**

NUMBER OF STUDENTS APPEARED = 53  
 NUMBER OF STUDENTS PASSED = 32  
 NUMBER OF STUDENTS FAILED = 21  
 TOTAL PASS PERCENTAGE = 60.38%

BATCH	CV	S & S	DD	CT	ECAD	DD-LAB	ECAD-LAB	S & S-LAB
2018	88.68	64.15	92.45	86.79	73.58	100.00	100.00	100.00



S. No.	Name of the Subject	No. of Students Appeared	No. Of Students Passed	Pass %	Name of the Faculty Mr/Ms	No. of Students Failed
1	CV	53	47	88.68	A.RAMESH	06
2	S&S	53	34	64.15	R.ODAIAH / S.JYOTHIRMAYE	19
3	DD	53	49	92.45	M.UMARANI / DR.S.SARITHA	04
4	CT	53	46	86.79	PROF.S.BHJANGA RAO	07
5	ECAD	53	39	73.58	DR.S.SURYANARAYANA	14
6	DD Lab	53	53	100.00	CH.SURESH KUMAR	Nil
7	ECAD Lab	53	53	100.00	DR.S.SURYANARAYANA	Nil
8	S&S Lab	53	53	100.00	R.ODAIAH	Nil

**NUMBER OF STUDENTS FAILED IN SUBJECT WISE**

S. No.	Branch	Failed in one subject	Failed in two subjects	Failed in three subjects	Failed in four subjects	Failed in five & above subjects
1	ECE-D	05	08	05	01	02

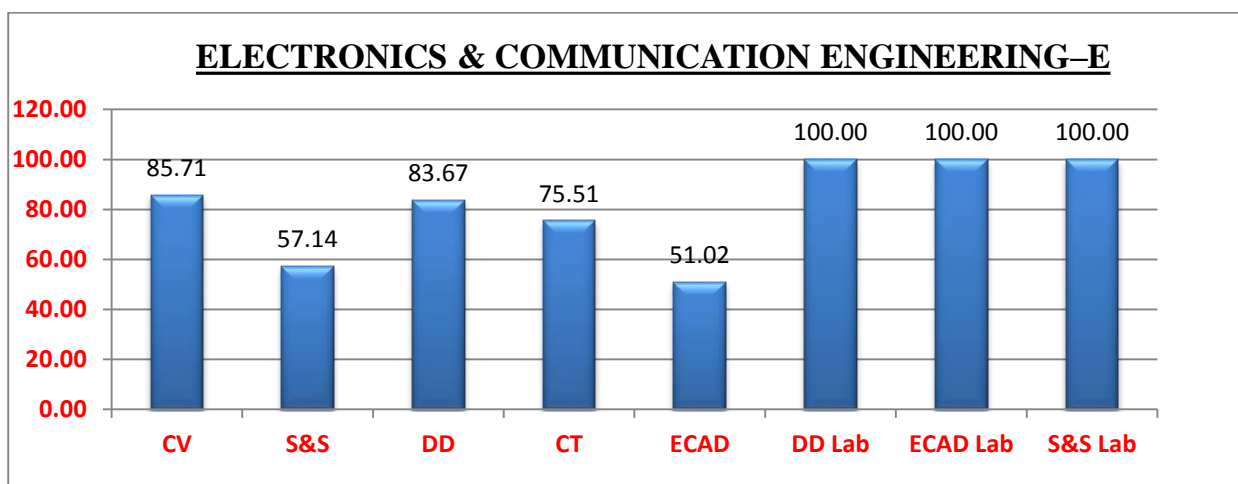
**PRINCIPAL**

**B.TECH- II YEAR I SEM REGULAR (AR18) EXAMINATIONS-**  
**NOV/DEC'2019**  
**RESULTS ANALYSIS**

**BRANCH: ELECTRONICS & COMMUNICATION ENGINEERING– E (2018 BATCH)**  
**OVERALL PASS PERCENTAGE (2018 BATCH)**

NUMBER OF STUDENTS APPEARED = 49  
 NUMBER OF STUDENTS PASSED = 19  
 NUMBER OF STUDENTS FAILED = 30  
 TOTAL PASS PERCENTAGE = 38.78%

BATCH	CV	S & S	DD	CT	ECAD	DD-LAB	ECAD-LAB	S & S-LAB
2018	85.71	57.14	83.67	75.51	51.02	100.00	100.00	100.00



S. No.	Name of the Subject	No. of Students Appeared	No. Of Students Passed	Pass %	Name of the Faculty Mr/Ms	No. of Students Failed
1	CV	49	42	85.71	DR.SK.NUSLIN BIBI	07
2	S&S	49	28	57.14	D.VENKATA RAMI REDDY	21
3	DD	49	41	83.67	DR.S.UDAYA KUMAR	08
4	CT	49	37	75.51	DR.P.VIJAI BHASKAR	12
5	ECAD	49	25	51.02	J.MRUDULA / U.APPALARAJU	24
6	DD Lab	49	49	100.00	B.SREELATHA/A.SOWJANYA	Nil
7	ECAD Lab	49	49	100.00	RVNR.SUNEEL KRISHNA	Nil
8	S&S Lab	49	49	100.00	D.VENKATA RAMI REDDY	Nil

**NUMBER OF STUDENTS FAILED IN SUBJECT WISE**

S. No.	Branch	Failed in one subject	Failed in two subjects	Failed in three subjects	Failed in four subjects	Failed in five & above subjects
1	ECE-E	10	08	05	04	03

**B.TECH III YEAR I SEM REGULAR(AR16) EXAMINATIONS – NOV'2019**

**RESULTS ANALYSIS**

**BRANCH: ELECTRONICS COMMUNICATION ENGINEERING- A (2017 BATCH)**

**OVERALL PASS PERCENTAGE (2017 BATCH)**

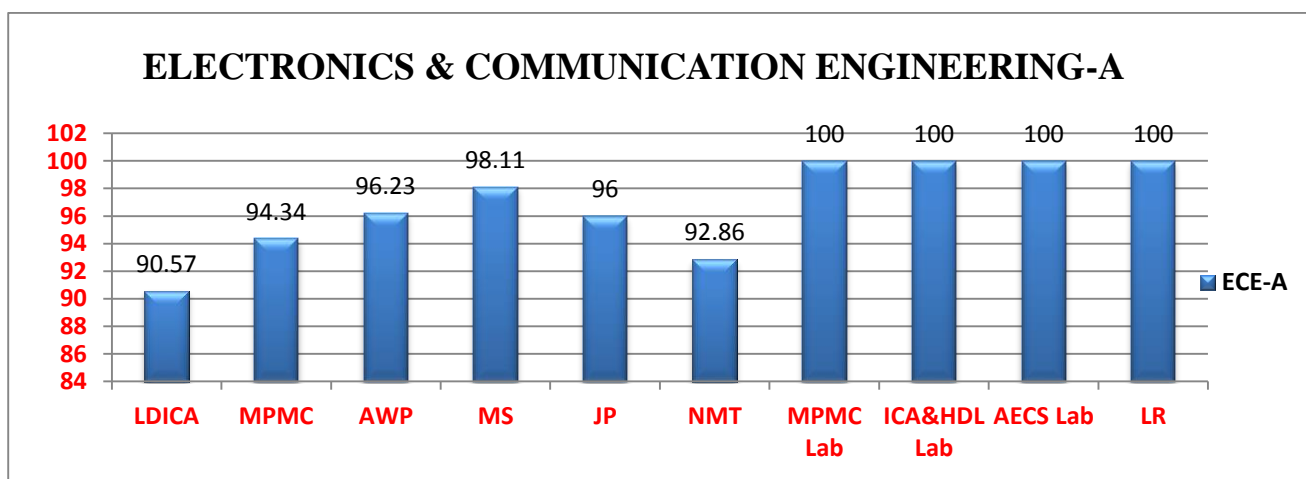
**NUMBER OF STUDENTS APPEARED = 53**

**NUMBER OF STUDENTS PASSED = 46**

**NUMBER OF STUDENTS FAILED = 7**

**TOTAL PASS PERCENTAGE =86.79%**

BATCH	LDICA	MPMC	AWP	MS	JP	NMT	MPMC LAB	ICA&H DL LAB	AECS LAB	LR
2017	90.57	94.34	96.23	98.11	96	92.86	100	100	100	100



S. No	Name of the Subject	No. of Students Appeared	No. of Students Passed	Pass %	Name of the Faculty Mr./Mrs	No. of Students Failed
1	LDICA	53	48	90.57	Prof.OVPR.Siva Kumar / Y.Siva Rama Krishna	5
2	MPMC	53	50	94.34	G.SreeLakshmi / B.Mamatha*	3
3	AWP	53	51	96.23	P.Naresh Kumar / A.Sowjanya*	2
4	MS	53	52	98.11	Mr.K.Naupal Reddy	1
5	JP	25	24	96.00	G.Swapna	1
6	NMT	28	26	92.86	K.Niranjan Kumar	2
7	MPMC Lab	53	53	100.00	G.SreeLakshmi, L.Kavya	0
8	ICA&HDL Lab	53	53	100.00	Prof.OVPR Siva Kumar, B.Mamatha	0
9	AECS Lab	53	53	100.00	Mrs.LathaSuhasini	0
10	LR	53	53	100.00	Dr.K.Venkateshwarlu	0

**NUMBER OF STUDENTS FAILED IN SUBJECT WISE**

S. No.	Branch	Failed in one subject	Failed in two subjects	Failed in three subjects	Failed in four subjects	Failed in five & above subjects
1	ECE - A	03	02	01	01	NIL

**B.TECH III YEAR I SEM REGULAR(AR16) EXAMINATIONS – NOV'2019**

**RESULTS ANALYSIS**

**BRANCH: ELECTRONICS COMMUNICATION ENGINEERING- B (2017 BATCH)**

**OVERALL PASS PERCENTAGE (2017 BATCH)**

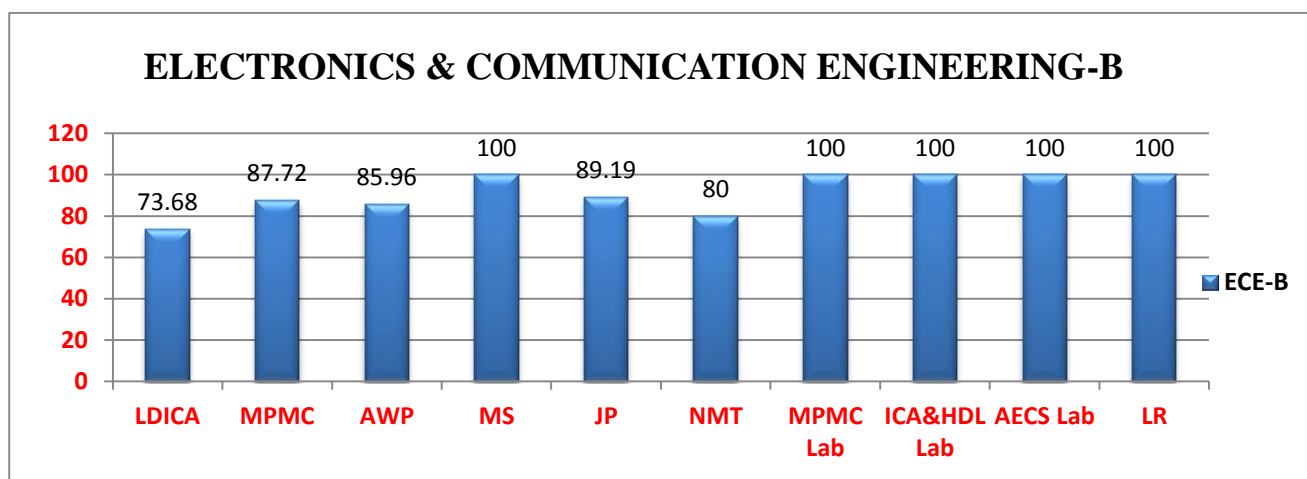
**NUMBER OF STUDENTS APPEARED = 57**

**NUMBER OF STUDENTS PASSED = 40**

**NUMBER OF STUDENTS FAILED = 17**

**TOTAL PASS PERCENTAGE =70.18%**

BATCH	LDICA	MPMC	AWP	MS	JP	NMT	MPMC LAB	ICA&H DL LAB	AECS LAB	LR
2017	73.68	87.72	85.96	100	89.19	80	100	100	100	100



S. No	Name of the Subject	No. of Students Appeared	No. of Students Passed	Pass %	Name of the Faculty Mr./Mrs	No. of Students Failed
1	LDICA	57	42	73.68	Y.Siva Rama Krishna / Prof.OVPR.Siva Kumar*	15
2	MPMC	57	50	87.72	G.SreeLakshmi/ M.Laxmi*	7
3	AWP	57	49	85.96	Prof.B.Hari Kumar / A.Sowjanya	8
4	MS	57	57	100.00	BPS.Jyothi	0
5	JP	37	33	89.19	G.Swapna	4
6	NMT	20	16	80.00	K.Niranjan Kumar	4
7	MPMC Lab	57	57	100.00	D.Venkata Rami Reddy, S.Jyothirmaye	0
8	ICA&HDL Lab	57	57	100.00	Y.Siva Rama Krishna, S.Yagnasree	0
9	AECS Lab	57	57	100.00	Dr.Swagatha Ray	0
10	LR	57	57	100.00	Dr.K.Venkateshwarlu	0

**NUMBER OF STUDENTS FAILED IN SUBJECT WISE**

S. No.	Branch	Failed in one subject	Failed in two subjects	Failed in three subjects	Failed in four subjects	Failed in five & above subjects
1	ECE - B	08	02	02	05	NIL

## B.TECH III YEAR I SEM REGULAR(AR16) EXAMINATIONS – NOV'2019

### RESULTS ANALYSIS

BRANCH: ELECTRONICS COMMUNICATION ENGINEERING- C (2017 BATCH)

#### OVERALL PASS PERCENTAGE (2017 BATCH)

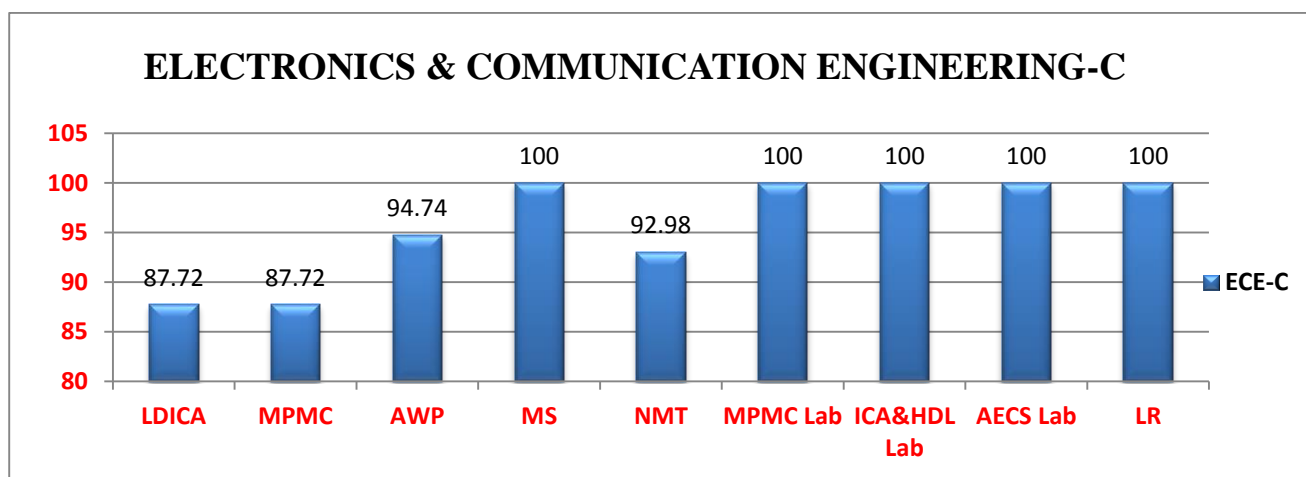
NUMBER OF STUDENTS APPEARED = 57

NUMBER OF STUDENTS PASSED = 44

NUMBER OF STUDENTS FAILED = 13

TOTAL PASS PERCENTAGE = 77.19%

BATCH	LDICA	MPMC	AWP	MS	NMT	MPMC LAB	ICA&HDL LAB	AECS LAB	LR
2017	87.72	87.72	94.74	100	92.98	100	100	100	100



S. No	Name of the Subject	No. of Students Appeared	No. of Students Passed	Pass %	Name of the Faculty Mr./Mrs	No. of Students Failed
1	LDICA	57	50	87.72	M.Krishna Chaitanya / M.Krishna*	7
2	MPMC	57	50	87.72	S.Yagnasree/ Ch.Sandeep*	7
3	AWP	57	54	94.74	A.Sowjanya / P.Naresh Kumar*	3
4	MS	57	57	100.00	G.Aruna	0
5	NMT	57	53	92.98	K.Niranjan Kumar	4
6	MPMC Lab	57	57	100.00	S.Yagnasree, C1: V.Sirisha, C2:L.Kavya	0
7	ICA&HDL Lab	57	57	100.00	M.Krishna Chaitanya, M.Krishna	0
8	AECS Lab	57	57	100.00	Dr.A.UmaDevi	0
9	LR	57	57	100.00	Dr.K.Venkateshwarlu	0

#### NUMBER OF STUDENTS FAILED IN SUBJECT WISE

S. No.	Branch	Failed in one subject	Failed in two subjects	Failed in three subjects	Failed in four subjects	Failed in five & above subjects
1	ECE - C	07	05	NIL	01	NIL



**B.TECH III YEAR I SEM REGULAR(AR16) EXAMINATIONS – NOV'2019**

**RESULTS ANALYSIS**

**BRANCH: ELECTRONICS COMMUNICATION ENGINEERING- D (2017 BATCH)**

**OVERALL PASS PERCENTAGE (2017 BATCH)**

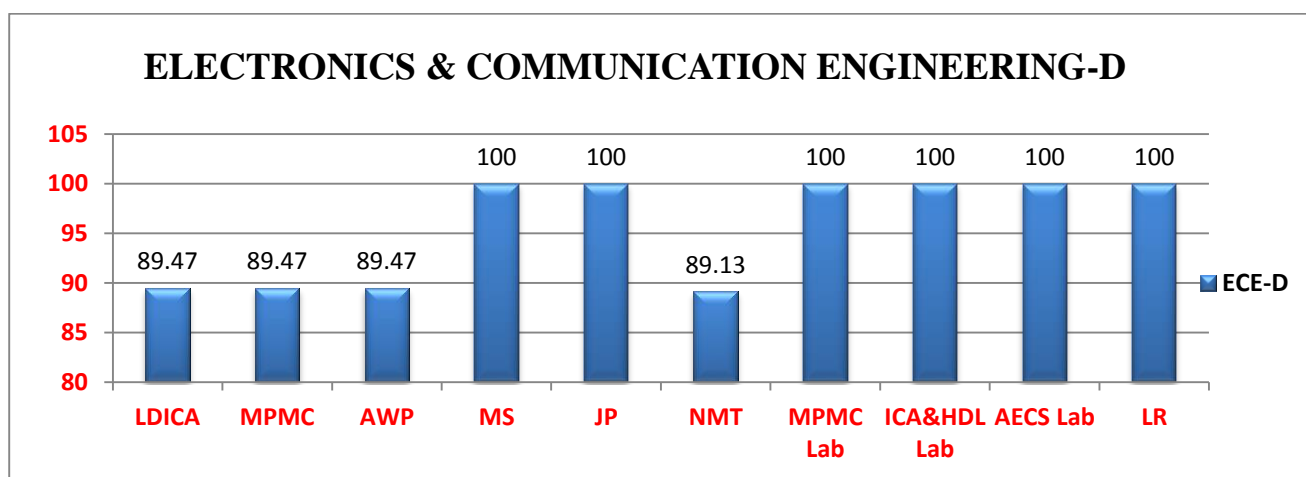
NUMBER OF STUDENTS APPEARED = 57

NUMBER OF STUDENTS PASSED = 46

NUMBER OF STUDENTS FAILED = 11

TOTAL PASS PERCENTAGE = 80.70%

BATCH	LDICA	MPMC	AWP	MS	JP	NMT	MPMC LAB	ICA & HDL LAB	AECS LAB	LR
2017	89.47	89.47	89.74	100	100	89.13	100	100	100	100



S. No	Name of the Subject	No. of Students Appeared	No. of Students Passed	Pass %	Name of the Faculty Mr./Mrs	No. of Students Failed
1	LDICA	57	51	89.47	M.Krishna / M.Krishna Chaitanya*	6
2	MPMC	57	51	89.47	Dr.S.Saritha / G.SreeLakshmi*	6
3	AWP	57	51	89.47	Dr.B.Leela Prakash / Y.NagaLakshmi	6
4	MS	57	57	100.00	S.Ravi	0
5	JP	11	11	100.00	G.Swapna	0
6	NMT	46	41	89.13	K.Niranjan Kumar	5
7	MPMC Lab	57	57	100.00	M.Anand, Dr.S.Saritha	0
8	ICA&HDL Lab	57	57	100.00	M.Krishna, S.Yagnasree	0
9	AECS Lab	57	57	100.00	Mrs.G.LathaSahasini	0
10	LR	57	57	100.00	Dr.K.Venkateshwarlu	0

**NUMBER OF STUDENTS FAILED IN SUBJECT WISE**

S. No.	Branch	Failed in one subject	Failed in two subjects	Failed in three subjects	Failed in four subjects	Failed in five & above subjects
1	ECE - D	05	02	02	02	NIL

## B.TECH III YEAR I SEM REGULAR (AR16) EXAMINATIONS – NOV'2019

### RESULTS ANALYSIS

**BRANCH: ELECTRONICS COMMUNICATION ENGINEERING- E (2017 BATCH)**

**OVERALL PASS PERCENTAGE (2017 BATCH)**

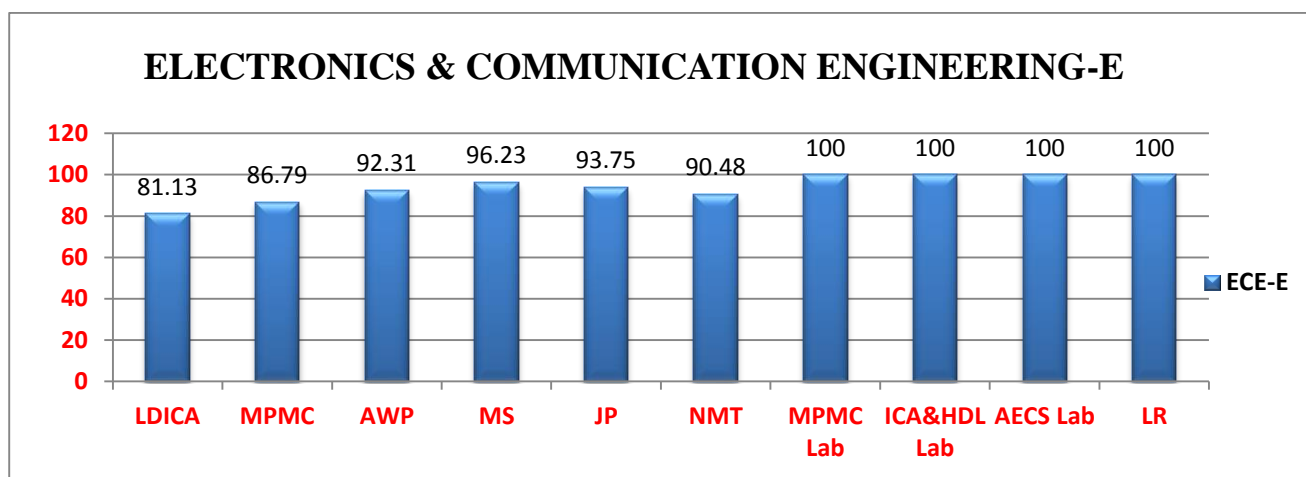
**NUMBER OF STUDENTS APPEARED = 53**

**NUMBER OF STUDENTS PASSED = 42**

**NUMBER OF STUDENTS FAILED = 11**

**TOTAL PASS PERCENTAGE = 79.25%**

BATCH	LDIC A	MPMC	AWP	MS	JP	NMT	MPMC LAB	ICA&HDL LAB	AECS LAB	LR
2017	81.13	86.79	92.31	96.23	93.75	90.48	100	100	100	100



S. No	Name of the Subject	No. of Students Appeared	No. of Students Passed	Pass %	Name of the Faculty Mr./Mrs	No. of Students Failed
1	LDICA	53	43	81.13	P.Sudhakar / M.Krishna Chaitanya*	10
2	MPMC	53	46	86.79	M.Laxmi / G.SreeLakshmi*	7
3	AWP	52	48	92.31	P.Naresh Kumar / Dr.B.LeelaPrakash*	4
4	MS	53	51	96.23	S.Ravi	2
5	JP	32	30	93.75	G.Swapna	2
6	NMT	21	19	90.48	K.Niranjan Kumar	2
7	MPMC Lab	53	53	100.00	M.Laxmi, M.Anand	0
8	ICA&HDL Lab	53	53	100.00	P.Sudhakar, M.Krishna	0
9	AECS Lab	53	53	100.00	Mrs.G.LathaSuhasini	0
10	LR	53	53	100.00	Ms.Molimol	0

#### **NUMBER OF STUDENTS FAILED IN SUBJECT WISE**

S. No.	Branch	Failed in one subject	Failed in two subjects	Failed in three subjects	Failed in four subjects	Failed in five & above subjects
1	ECE - E	03	04	02	NIL	02

## IV YEAR I SEM B.TECH REGULAR EXAMINATIONS, Nov/Dec, 2019

### RESULTS ANALYSIS

**BRANCH: ELECTRONICS AND COMMUNICATION ENGINEERING – ‘A’ (2016 BATCH)**

**OVERALL PASS PERCENTAGE (2016 BATCH)**

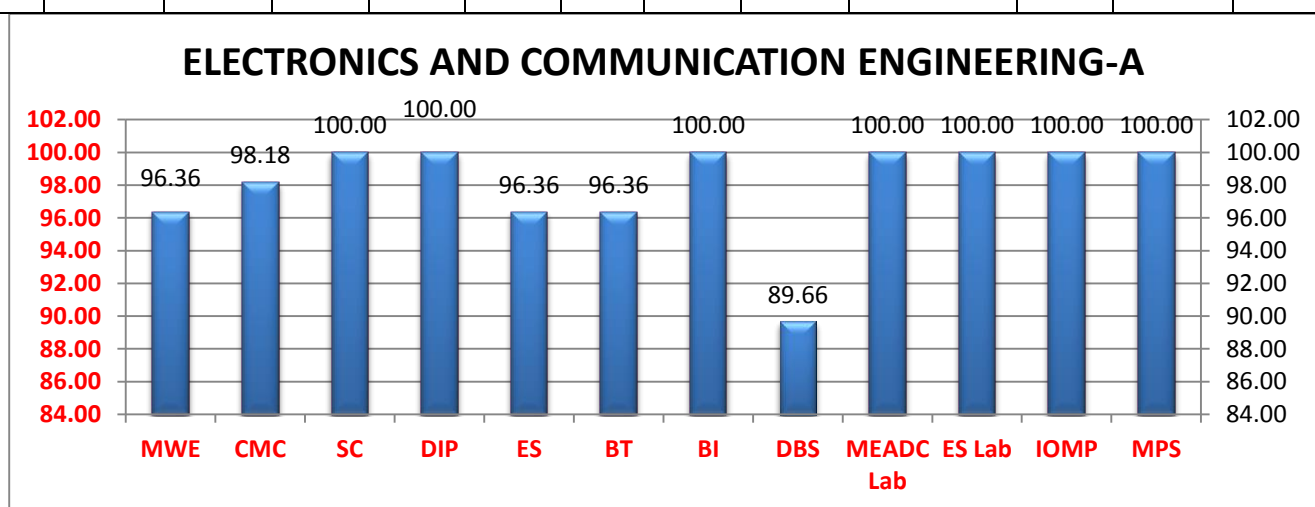
**NUMBER OF STUDENTS APPEARED = 55**

**NUMBER OF STUDENTS PASSED = 48**

**NUMBER OF STUDENTS FAILED = 7**

**TOTAL PASS PERCENTAGE = 87.27 %**

BATCH	MWE	CMC	SC	DIP	ES	BT	BI	DBS	MEADC LAB	ES LAB	IOMP	MPS
<b>2016</b>	96.36	98.18	100	100	96.36	100	100	89.66	100	100	100	100



S. No.	Name of the Subject	No. of Students Appeared	No. Of Students Passed	Pass %	Name of the FacultyS / Shri/Ms	No. of Students Failed
1	MWE	55	53	96.36	Ch.Suresh Kumar/ RVNR.Suneel Krishna	<b>2</b>
2	CMC	55	54	98.18	K.Victor/ Dr.V.Satya Srinivas	<b>1</b>
3	SC	41	41	100	Dr.V.Satya Srinivas	<b>NIL</b>
4	DIP	14	14	100	P.Spandana	<b>NIL</b>
5	ES	55	53	96.36	B.Suneetha	<b>2</b>
6	BT	55	53	96.36	G.Vanisri	<b>2</b>
7	BI	26	26	100	K.Lavanya	<b>NIL</b>
8	DBS	29	26	89.66	Ch.Sneha	<b>3</b>
9	MEADC Lab	55	55	100	P.Naresh Kumar, Dr.V.Satya Srinivas	<b>NIL</b>
10	ES Lab	55	55	100	B.Suneetha, B.Jugal Kishore	<b>NIL</b>
11	IOMP	55	55	100		<b>NIL</b>
12	MPS	55	55	100	Dr.V.Satya Srinivas	<b>NIL</b>

#### **NUMBER OF STUDENTS FAILED IN SUBJECT WISE**

S. No.	Branch	Failed in one subject	Failed in two subjects	Failed in three subjects	Failed in four subjects	Failed in five & above subjects
1	ECE-A	4	3	NIL	NIL	NIL

## IV YEAR I SEM B.TECH REGULAR EXAMINATIONS, Nov/Dec, 2019

### RESULTS ANALYSIS

**BRANCH: ELECTRONICS AND COMMUNICATION ENGINEERING – ‘B’ (2016 BATCH)**

**OVERALL PASS PERCENTAGE (2016 BATCH)**

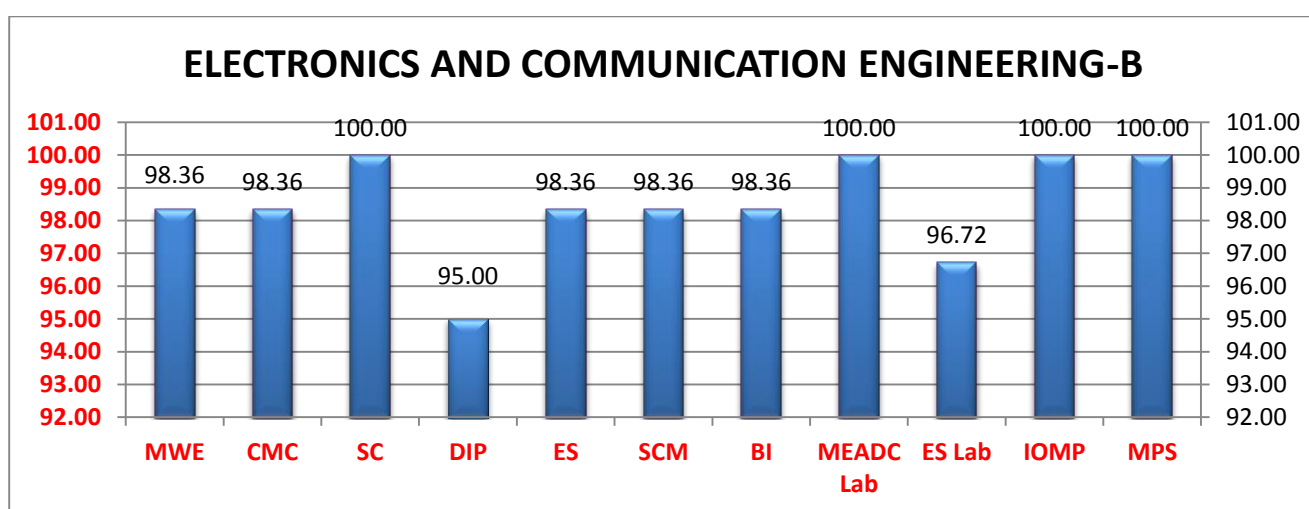
**NUMBER OF STUDENTS APPEARED = 61**

**NUMBER OF STUDENTS PASSED = 57**

**NUMBER OF STUDENTS FAILED = 4**

**TOTAL PASS PERCENTAGE = 93.44 %**

BATCH	MWE	CMC	SC	DIP	ES	SCM	BI	MEADC LAB	ES LAB	IOMP	MPS
<b>2016</b>	98.36	98.36	100	95.00	98.36	98.36	98.36	100	96.72	100	100



S. No.	Name of the Subject	No. of Students Appeared	No. Of Students Passed	Pass %	Name of the FacultyS / Shri/Ms	No. of Students Failed
1	MWE	61	60	98.36	B.Jugal Kishore/ Y.NagaLakshmi*	<b>1</b>
2	CMC	61	60	98.36	V.Savithri Padma Priya/ B.Ramu	<b>1</b>
3	SC	41	41	100	Dr.V.Satya Srinivas & Y.NagaLakshmi	<b>NIL</b>
4	DIP	20	19	95.00	P.Spandana	<b>1</b>
5	ES	61	60	98.36	M.Laxmi	<b>1</b>
6	SCM	61	60	98.36	K.Naupal Reddy	<b>1</b>
7	BI	61	60	98.36	RN.Vardhini	<b>1</b>
8	MEADC Lab	61	61	100	B.Jugal Kishore, Dr.B.Leela Prakash	<b>NIL</b>
9	ES Lab	61	59	96.72	M.Laxmi, B.Suneetha	<b>2</b>
10	IOMP	61	61	100		<b>NIL</b>
11	MPS	61	61	100	P.Chandra Prakash Reddy	<b>NIL</b>

#### NUMBER OF STUDENTS FAILED IN SUBJECT WISE

S. No.	Branch	Failed in one subject	Failed in two subjects	Failed in three subjects	Failed in four subjects	Failed in five & above subjects
1	ECE-B	3	NIL	NIL	NIL	1

**IV.YEAR I SEM B.TECH REGULAR EXAMINATIONS, Nov/Dec, 2019**

**RESULTS ANALYSIS**

**BRANCH: ELECTRONICS AND COMMUNICATION ENGINEERING-'C' (2016 BATCH)**

**OVERALL PASS PERCENTAGE (2016 BATCH)**

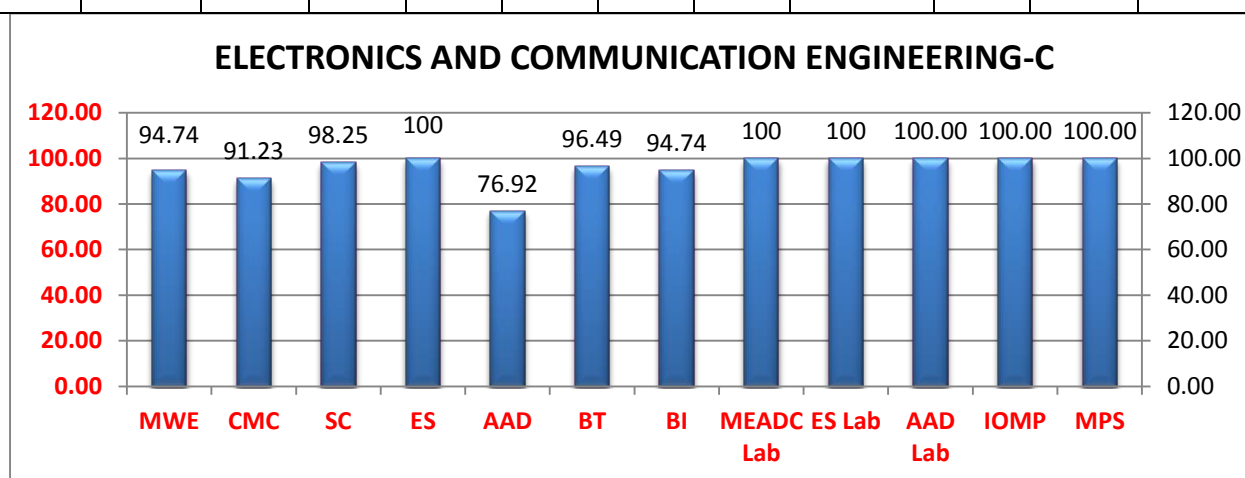
**NUMBER OF STUDENTS APPEARED = 57**

**NUMBER OF STUDENTS PASSED = 47**

**NUMBER OF STUDENTS FAILED = 10**

**TOTAL PASS PERCENTAGE =82.46 %**

BATCH	MWE	CMC	SC	ES	AAD	BT	BI	MEADC LAB	ES LAB	AAD LAB	IOMP	MPS
2016	94.74	91.23	98.25	100	76.92	96.49	94.74	100	100	100	100	100



S. No.	Name of the Subject	No. of Students Appeared	No. of Students Passed	Pass %	Name of the Faculty S/Shri/Ms	No. of Students Failed
1	MWE	57	54	94.74	S.Krishna Priya/ B.Jugal Kishore	3
2	CMC	57	52	91.23	Dr.V.Satya Srinivas/ K.Victor	5
3	SC	57	56	98.25	V.Sirisha	1
4	ES	31	31	100	Ch.Sandeep	NIL
5	AAD	26	20	76.92	A.Lalitha	6
6	BT	57	55	96.49	K.Prasad	2
7	BI	57	54	94.74	RN.Vardhini	3
8	MEADC Lab	57	57	100	S.Krishna Priya, RVNR.Suneel Krishna	NIL
9	ES Lab	31	31	100	B.Suneetha, Ch.Sandeep	NIL
10	AAD Lab	26	26	100	A.Lalitha	NIL
11	IOMP	57	57	100		NIL
12	MPS	57	57	100	Dr.S.Saritha	NIL

**NUMBER OF STUDENTS FAILED IN SUBJECT WISE**

S. No.	Branch	Failed in one subject	Failed in two subjects	Failed in three subjects	Failed in four subjects	Failed in five & above subjects
1	ECE-C	4	4	NIL	2	NIL

**IV. YEAR I SEM B.TECH REGULAR EXAMINATIONS, Nov/Dec, 2019**

**RESULTS ANALYSIS**

**BRANCH: ELECTRONICS AND COMMUNICATION ENGINEERING-'D' (2016 BATCH)**

**OVERALL PASS PERCENTAGE (2016 BATCH)**

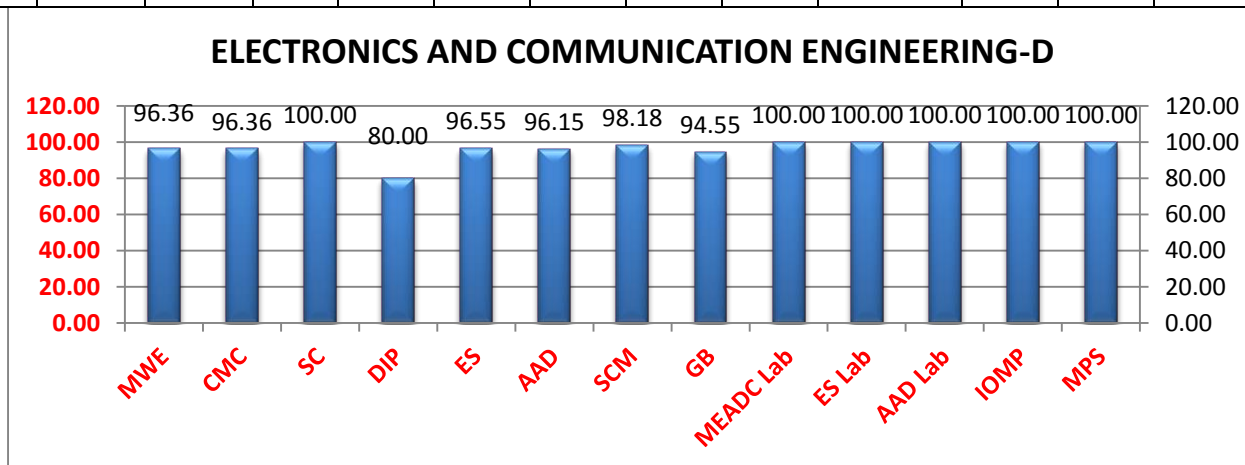
**NUMBER OF STUDENTS APPEARED = 55**

**NUMBER OF STUDENTS PASSED = 50**

**NUMBER OF STUDENTS FAILED = 5**

**TOTAL PASS PERCENTAGE = 90.91 %**

BATCH	MWE	CMC	SC	DIP	ES	AAD	SCM	GB	MEADC LAB	ES LAB	AAD LAB	IOMP	MPS
<b>2016</b>	96.36	96.36	100	80.00	96.55	96.15	98.18	94.55	100	100	100	100	100



S. No.	Name of the Subject	No. of Students Appeared	No. Of Student s Passed	Pass %	Name of the FacultyS / Shri/Ms	No. of Student s Failed
1	MWE	55	53	96.36	Dr.RS.Raju / B.Ramu	2
2	CMC	55	53	96.36	K.Victor/ V.Savithri Padma Priya	2
3	SC	40	40	100	Y.NagaLakshmi	NIL
4	DIP	15	12	80.00	P.Spandana	3
5	ES	29	28	96.55	M.Anand	1
6	AAD	26	25	96.15	A.Lalitha	1
7	SCM	55	54	98.18	K.Vijaya Lakshmi	1
8	GB	55	52	94.55	B.Koushik Reddy	3
9	MEADC Lab	55	55	100	Dr.RS.Raju, P.Naresh Kumar	NIL
10	ES Lab	29	29	100	M.Anand, B.Jugal Kishore	NIL
11	AAD Lab	26	26	100	A.Lalitha	NIL
12	IOMP	55	55	100		NIL
13	MPS	55	55	100	B.Mamatha	NIL

**NUMBER OF STUDENTS FAILED IN SUBJECT WISE**

S. No.	Branch	Failed in one subject	Failed in two subjects	Failed in three subjects	Failed in four subjects	Failed in five & above subjects
1	ECE-D	2	NIL	1	NIL	2

**IV.YEAR I SEM B.TECH REGULAR EXAMINATIONS,Nov/Dec, 2019**

**RESULTS ANALYSIS**

**BRANCH: ELECTRONICSANDCOMMUNICATION ENGINEERING-'E' (2016 BATCH)**

**OVERALL PASS PERCENTAGE (2016 BATCH)**

**NUMBER OF STUDENTS APPEARED = 57**

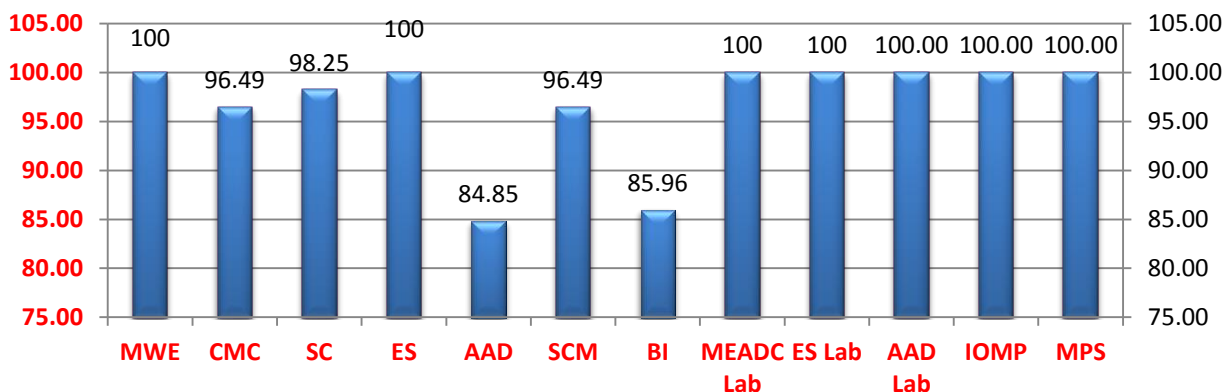
**NUMBER OF STUDENTS PASSED = 48**

**NUMBER OF STUDENTS FAILED = 9**

**TOTAL PASS PERCENTAGE =84.21 %**

BATCH	MWE	CMC	SC	ES	AAD	SCM	BI	MEADC LAB	ES LAB	AAD LAB	IOMP	MPS
2016	100	96.49	98.25	100	84.82	96.49	85.96	100	100	100	100	100

**ELECTRONICS AND COMMUNICATION ENGINEERING-E**



S. No.	Name of the Subject	No. of Students Appeared	No. Of Students Passed	Pass %	Name of the FacultyS / Shri/Ms	No. of Students Failed
1	MWE	56	56	100	RVNR.Suneel Krishna/ Ch.Suresh Kumar	Nil
2	CMC	57	55	96.49	B.Ramu/ Dr.V.Satya Srinivas	2
3	SC	57	56	98.25	V.Sirisha	1
4	ES	24	24	100	Ch.Sandeep	Nil
5	AAD	33	28	84.85	A.Lalitha	5
6	SCM	57	55	96.49	K.Vijaya Lakshmi	2
7	BI	57	49	85.96	Dr.Sai Kishore	8
8	MEADC Lab	57	57	100	RVNR.Suneel Krishna, B.Ramu	Nil
9	ES Lab	24	24	100	M.Anand, Ch.Sandeep	Nil
10	AAD Lab	33	33	100	A.Lalitha	Nil
11	IOMP	57	57	100		Nil
12	MPS	57	57	100	B.Ramu	Nil

**NUMBER OF STUDENTS FAILED IN SUBJECT WISE**

S. No.	Branch	Failed in one subject	Failed in two subjects	Failed in three subjects	Failed in four subjects	Failed in five & above subjects
1	ECE-E	5	1	3	Nil	Nil

