

B.TECH I YEAR II SEM REGULAR (AR18) EXAMINATIONS – OCT/NOV'2020
RESULTS ANALYSIS

BRANCH: ELECTRONICS COMMUNICATION ENGINEERING-A (2019 BATCH)

OVERALL PASS PERCENTAGE (2019 BATCH)

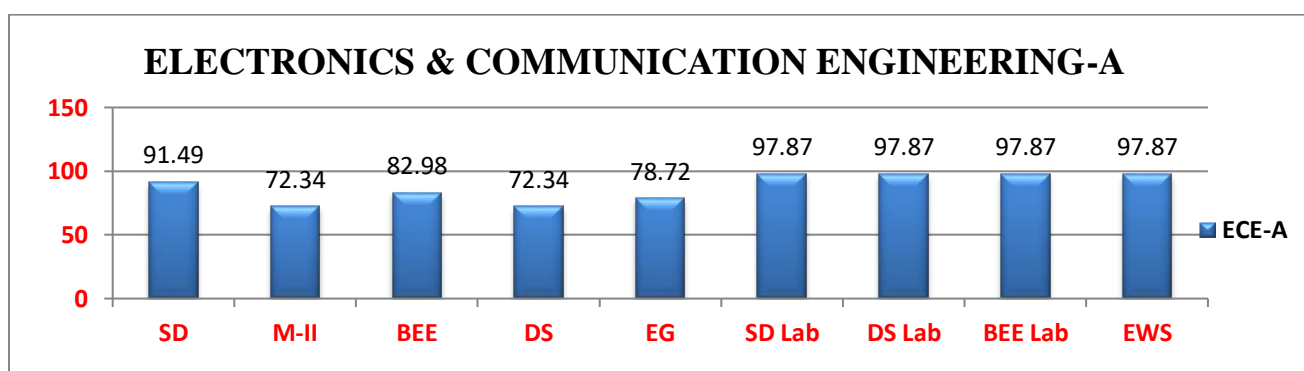
NUMBER OF STUDENTS APPEARED = 47

NUMBER OF STUDENTS PASSED = 24

NUMBER OF STUDENTS FAILED =23

TOTAL PASS PERCENTAGE = 51.06%

BATCH	SD	M-II	BEE	DS	EG	SD Lab	DS Lab	BEE Lab	EWS
2019	91.49	72.34	82.98	72.34	78.72	97.87	97.87	97.87	97.87



S. No.	Name of the Subject	No. of Students Appeared	No. Of Students Passed	Pass %	Name of the Faculty Mr./Mrs	No. of Students Failed
1	SD	47	43	91.49	Mrs. V. Manjula/ Dr. G. Neeraja Rani	4
2	M-II	47	34	72.34	Dr. N. Subhadra, Mr.K.Nagaraju	13
3	BEE	47	39	82.98	Mr.K. Mahender	8
4	DS	47	34	72.34	Dr. Pooja Prasad	13
5	EG	47	37	78.72	Mr. P. Laxmi Reddy, Mrs. B. Anitha	10
6	SD Lab	47	46	97.87	Mrs. V. Manjula/ Mr. S. Rajesham	1
7	DS Lab	47	46	97.87	Dr. Pooja Prasad, Mrs. K. Preethi	1
8	BEE Lab	47	46	97.87	Mr.K. Mahender, Mr. K.Nagaraju	1
9	EWS	47	46	97.87	Mr. R. Mahipal Reddy, N.S. Raghavendra/	1

NUMBER OF STUDENTS FAILED IN SUBJECT WISE

S. No.	Branch	Failed in one subject	Failed in two subjects	Failed in three subjects	Failed in four subjects	Failed in five & above subjects
1	ECE - A	10	06	03	03	02

PRINCIPAL

B.TECH I YEAR II SEM REGULAR(AR18) EXAMINATIONS – OCT/NOV'2020
RESULTS ANALYSIS

BRANCH: ELECTRONICS COMMUNICATION ENGINEERING-B (2019 BATCH)

OVERALL PASS PERCENTAGE (2019 BATCH)

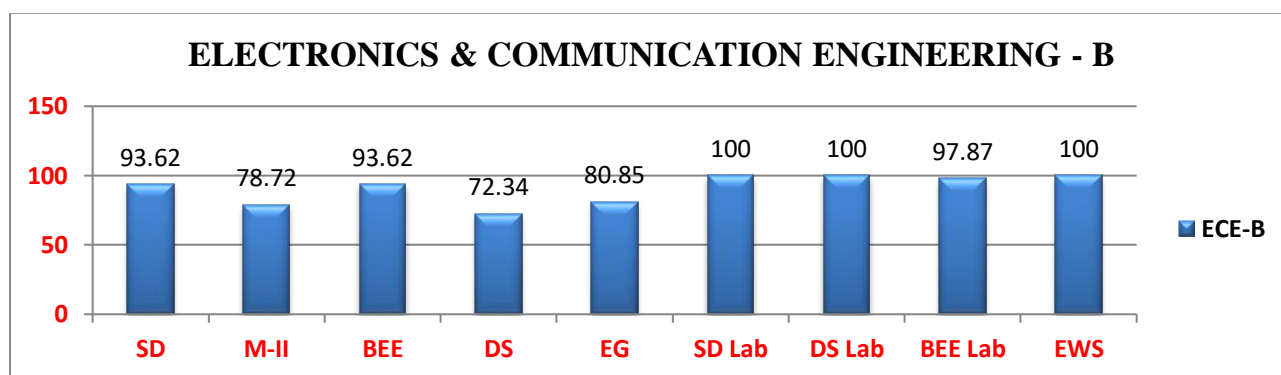
NUMBER OF STUDENTS APPEARED =47

NUMBER OF STUDENTS PASSED = 29

BATCH	SD	M-II	BEE	DS	EG	SD Lab	DS Lab	BEE Lab	EWS
2019	93.62	78.72	93.62	72.34	80.85	100	100	97.87	100

NUMBER OF STUDENTS FAILED = 18

TOTAL PASS PERCENTAGE = 61.70



S. No	Name of the Subject	No. of Students Appeared	No. Of Students Passed	Pass %	Name of the Faculty S/Shri/Ms	No. of Students Failed
1	SD	47	44	93.62	Dr. J. Shankar	3
2	M-II	47	37	78.72	Ms. M.P. Molimol, Dr. V.S. Triveni	10
3	BEE	47	44	93.62	Mr. V. Rakesh	3
4	DS	47	34	72.34	Dr. Pooja Prasad	13
5	EG	47	38	80.85	Mr. P. Sudheer Rao, Mr. V. Rajashekar	9
6	SD Lab	47	47	100.00	Dr. J. Shankar, Dr. P. Raju, Mrs. T.V. Prashanthi	0
7	DS Lab	47	47	100.00	Dr. Pooja Prasad, Mrs. S. Radha	0
8	BEE Lab	47	46	97.87	Mr. V. Rakesh, Mr.S.Harish Reddy	1
9	EWS	47	47	100.00	Mr. K. Niranjan Kumar, J. Sumalatha	0

NUMBER OF STUDENTS FAILED IN SUBJECT WISE

S. No.	Branch	Failed in one subject	Failed in two subjects	Failed in three subjects	Failed in four subjects	Failed in five & above subjects
1	ECE – B	09	03	01	04	01

PRINCIPAL

B.TECH I YEAR II SEM REGULAR (AR18) EXAMINATIONS – OCT/NOV'2020
RESULTS ANALYSIS

BRANCH: ELECTRONICS COMMUNICATION ENGINEERING – C (2019 BATCH)
OVERALL PASS PERCENTAGE (2019 BATCH)

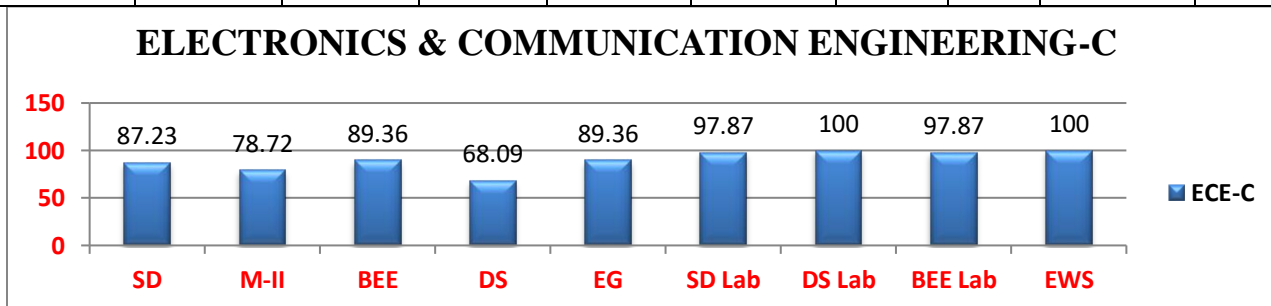
NUMBER OF STUDENTS APPEARED = 47

NUMBER OF STUDENTS PASSED =23

NUMBER OF STUDENTS FAILED = 24

TOTAL PASS PERCENTAGE = 48.94%

BATCH	SD	M-II	BEE	DS	EG	SD Lab	DS Lab	BEE Lab	EWS
2019	87.23	78.72	89.36	68.09	89.36	97.87	100	97.87	100



S. No.	Name of the Subject	No. of Students Appeared	No. Of Students Passed	Pass %	Name of the Faculty S/Shri/Ms	No. of Students Failed
1	SD	47	41	87.23	Dr. J. Shankar	6
2	M-II	47	37	78.72	Mr. K. Nagaraju, S. Lalitha	10
3	BEE	47	42	89.36	Mr. V. Rakesh	5
4	DS	47	32	68.09	Mrs. S. Sudha	15
5	EG	47	42	89.36	Mr. N. Rajender, Ms. V. Sandeepa	5
6	SD Lab	47	46	97.87	Dr. J. Shankar, Mrs. C. Kalyani	1
7	DS Lab	47	47	100	Mrs. S. Sudha, Ms. Ch. Sandhya	0
8	BEE Lab	47	46	97.87	Mr. V. Rakesh, Mr. K. Nagaraju(Thu)	1
9	EWS	47	47	100	Mr. P. Satyanarayana, N.S. Raghavendra/	0

NUMBER OF STUDENTS FAILED IN SUBJECT WISE

S. No.	Branch	Failed in one subject	Failed in two subjects	Failed in three subjects	Failed in four subjects	Failed in five & above subjects
1	ECE – C	14	05	03	01	01

PRINCIPAL

B.TECH I YEAR II SEM REGULAR(AR18) EXAMINATIONS – OCT/NOV'2020
RESULTS ANALYSIS

BRANCH: ELECTRONICS COMMUNICATION ENGINEERING – D (2019 BATCH)
OVERALL PASS PERCENTAGE (2020 BATCH)

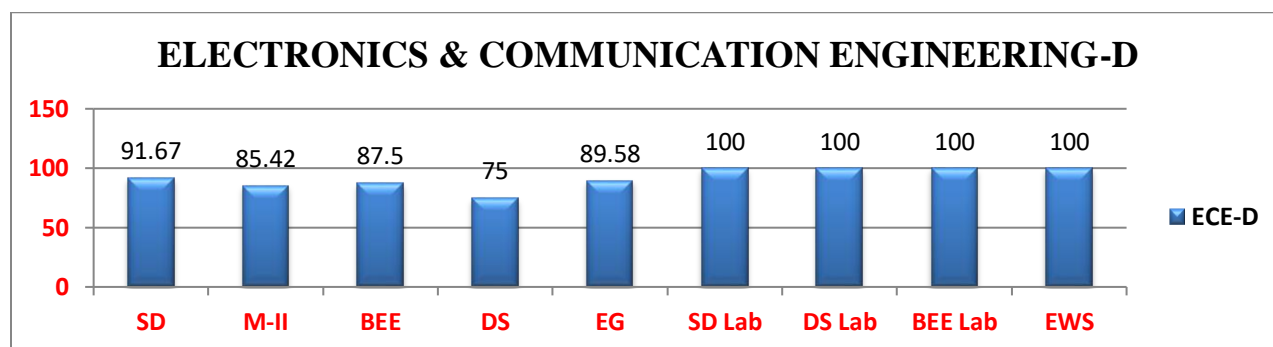
NUMBER OF STUDENTS APPEARED = 48

NUMBER OF STUDENTS PASSED = 30

NUMBER OF STUDENTS FAILED =18

TOTAL PASS PERCENTAGE = 62.50%

BATCH	SD	M-II	BEE	DS	EG	SD Lab	DS Lab	BEE Lab	EWS
2019	91.67	85.42	87.5	75	89.58	100	100	100	100



S. No.	Name of the Subject	No. of Students Appeared	No. Of Students Passed	Pass %	Name of the Faculty Mr/Mrs	No. of Students Failed
1	SD	48	44	91.67	Mr. A. Shiva Kumar	4
2	M-II	48	41	85.42	Dr. Sk. Nuslin Bibi, Mrs. P. Sailaja	7
3	BEE	48	42	87.50	Mr. K. Nagaraju	6
4	DS	48	36	75.00	Mrs. S. Sudha	12
5	EG	48	43	89.58	Mr. P. Sudheer Rao, Ms.V. Sandeepa	5
6	SD Lab	48	48	100.00	Mr. A. Shiva Kumar, Mrs. V. Manjula	0
7	DS Lab	48	48	100.00	Mrs. S. Sudha, Mr. G. Praveen Kumar	0
8	BEE Lab	48	48	100.00	Mr. K. Nagaraju, Mr. G. Srikanth	0
9	EWS	48	48	100.00	J. Sumalatha, N. Rajender	0

NUMBER OF STUDENTS FAILED IN SUBJECT WISE

S. No.	Branch	Failed in one subject	Failed in two subjects	Failed in three subjects	Failed in four subjects	Failed in five & above subjects
1	ECE – D	06	10	01	Nil	01

PRINCIPAL

B.TECH I YEAR II SEM REGULAR(AR18) EXAMINATIONS – OCT/NOV’2020
RESULTS ANALYSIS

BRANCH: ELECTRONICS COMMUNICATION ENGINEERING – E (2019 BATCH)
OVERALL PASS PERCENTAGE (2019 BATCH)

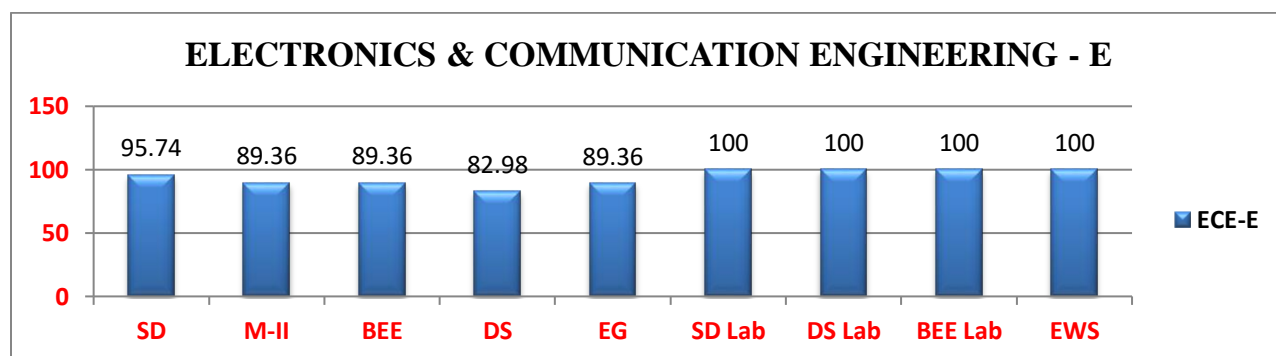
NUMBER OF STUDENTS APPEARED = 47

NUMBER OF STUDENTS PASSED = 36

NUMBER OF STUDENTS FAILED =11

TOTAL PASS PERCENTAGE = 76.60%

BATCH	SD	M-II	BEE	DS	EG	SD Lab	DS Lab	BEE Lab	EWS
2019	95.74	89.36	89.36	82.98	89.36	100	100	100	100



S. No.	Name of the Subject	No. of Students Appeared	No. Of Students Passed	Pass %	Name of the Faculty Mr//Ms	No. of Students Failed
1	SD	47	45	95.74	Mr. A. Shiva Kumar	2
2	M-II	47	42	89.36	Dr. N. Subhadra, Mr.K.Nagaraju	5
3	BEE	47	42	89.36	Mr. A. Raghu Ramachandra	5
4	DS	47	39	82.98	Mr. J. Umamahesh	8
5	EG	47	42	89.36	Mr. K. Raju, Mr. K.Venkatesh	5
6	SD Lab	47	47	100.00	Mr. A. Shiva Kumar, Dr. B. Mamatha	0
7	DS Lab	47	47	100.00	Mr. J. Umamahesh, Mrs. K. Preethi	0
8	BEE Lab	47	47	100.00	Mr. G. Raghu Ramachandra, Mr. S.Harish	0
9	EWS	47	47	100.00	Mr. P. Satyanarayana, N.S. Raghavendra	0

NUMBER OF STUDENTS FAILED IN SUBJECT WISE

S. No.	Branch	Failed in one subject	Failed in two subjects	Failed in three subjects	Failed in four subjects	Failed in five & above subjects
1	ECE -E	04	03	01	03	Nil

PRINCIPAL

II B.Tech – II Sem – Regular Examinations, Nov'2020

RESULTS ANALYSIS

BRANCH: ELECTRONICS COMMUNICATION ENGINEERING-A (2018 BATCH)

OVERALL PASS PERCENTAGE (2018 BATCH)

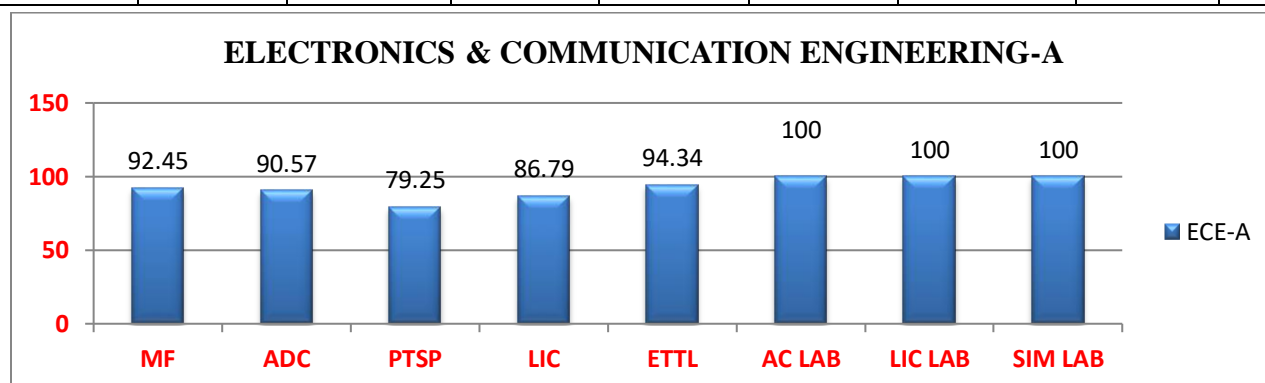
NUMBER OF STUDENTS APPEARED = 53

NUMBER OF STUDENTS PASSED = 36

NUMBER OF STUDENTS FAILED = 17

TOTAL PASS PERCENTAGE = 67.92%

Batch	MF	ADC	PTSP	LIC	ETTL	AC LAB	LIC LAB	SIM LAB
2018	92.45	90.57	79.25	86.79	94.34	100	100	100



S. No.	Name of the Subject	No. of Students Appeared	No. Of Students Passed	Pass %	Name of the Faculty S/Shri/Ms	No. of Students Failed
1	MF	53	49	92.45	Shashanka	4
2	ADC	53	48	90.57	S.BhujangaRao/V.Sireesha	5
3	PTSP	53	42	79.25	U. Appalaraju/D.VenkataramiReddy*	11
4	LIC	53	46	86.79	Dr.P.Sudhakar	7
5	ETTL	53	50	94.34	Prof.B.Hari Kumar / A.Sowjanya	3
6	AC LAB	53	53	100	Ch. Suresh Kumar, J.Mrudula	0
7	LIC LAB	53	53	100	Dr.P.Sudhakar, A.Subramanyam	0
8	SIM LAB	53	53	100	U. Appalaraju, A.Sowjanya,M.Laxmi(A2)	0

NUMBER OF STUDENTS FAILED IN SUBJECT WISE

S. No.	Branch	Failed in one subject	Failed in two subjects	Failed in three subjects	Failed in four subjects	Failed in five & above subjects
1	ECE – A	10	02	04	01	NIL

PRINCIPAL

II B.Tech – II Sem – Regular Examinations, Nov'2020

RESULTS ANALYSIS

BRANCH: ELECTRONICS COMMUNICATION ENGINEERING-B (2018 BATCH)

OVERALL PASS PERCENTAGE (2018 BATCH)

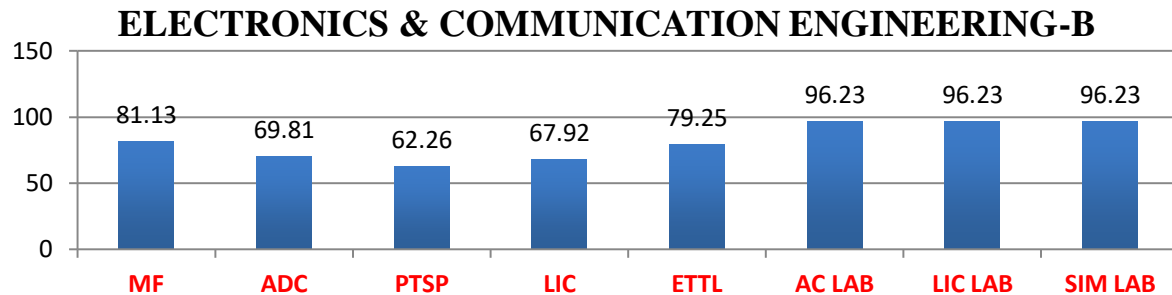
NUMBER OF STUDENTS APPEARED = 53

NUMBER OF STUDENTS PASSED = 24

NUMBER OF STUDENTS FAILED = 29

TOTAL PASS PERCENTAGE = 45.28%

Batch	MF	ADC	PTSP	LIC	ETTL	AC LAB	LIC LAB	SIM LAB
2018	81.13	69.81	62.26	67.92	79.25	96.23	96.23	96.23



S. No.	Name of the Subject	No. of Students Appeared	No. of Students Passed	Pass %	Name of the Faculty S/Shri/Ms	No. of Students Failed
1	MF	53	43	81.13	Shashanka	10
2	ADC	53	37	69.81	S.BhujangaRao	16
3	PTSP	53	33	62.26	Dr.P.Srihari/Ch.SureshKumar	20
4	LIC	53	36	67.92	B. Sreelatha	17
5	ETTL	53	42	79.25	Dr.B.L.Prakash/Y.Nagalakshmi*	11
6	AC LAB	53	51	96.23	S.KrishnaPriya, Dr.S.Saritha	2
7	LIC LAB	53	51	96.23	B. Sreelatha, M.UmaRani	2
8	SIM LAB	53	51	96.23	Dr. V. Satya Srinivas, A.Sowjanya(B1),	2

NUMBER OF STUDENTS FAILED IN SUBJECT WISE

S. No.	Branch	Failed in one subject	Failed in two subjects	Failed in three subjects	Failed in four subjects	Failed in five & above subjects
1	ECE - B	09	05	08	04	03

PRINCIPAL

II B.Tech – II Sem – Regular Examinations, Nov'2020

RESULTS ANALYSIS

BRANCH: ELECTRONICS COMMUNICATION ENGINEERING-C (2018 BATCH)

OVERALL PASS PERCENTAGE (2018 BATCH)

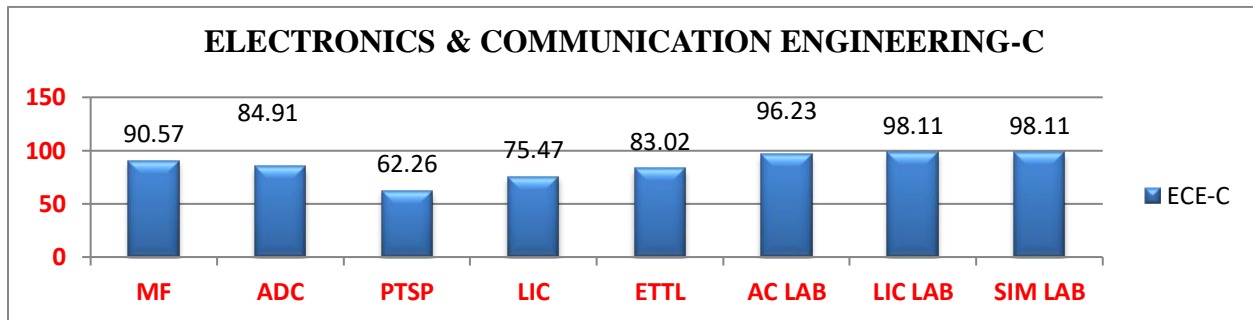
NUMBER OF STUDENTS APPEARED = 53

NUMBER OF STUDENTS PASSED = 29

NUMBER OF STUDENTS FAILED = 24

TOTAL PASS PERCENTAGE = 54.72%

Batch	MF	ADC	PTSP	LIC	ETTL	AC LAB	LIC LAB	SIM LAB
2018	90.57	84.91	62.26	75.47	83.02	96.23	98.11	98.11



S. No.	Name of the Subject	No. of Students Appeared	No. Of Students Passed	Pass %	Name of the Faculty S/Shri/Ms	No. of Students Failed
1	MF	53	48	90.57	Shashanka	5
2	ADC	53	45	84.91	M.Sowjanya	8
3	PTSP	53	33	62.26	D. Venkata Rami Reddy/U.AppalaRaju*	20
4	LIC	53	40	75.47	Dr. S. Suryanarayana/ V Savithri	13
5	ETTL	53	44	83.02	RVNR Suneel Krishna/P.NareshKumar*	9
6	AC LAB	53	51	96.23	P.Naresh Kumar, M.Sowjanya	2
7	LIC LAB	53	52	98.11	Dr.S.Suryanarayana/Chandra Prakash	1
8	SIM LAB	53	52	98.11	D. Venkata Rami Reddy, RVNR Suneel	1

NUMBER OF STUDENTS FAILED IN SUBJECT WISE

S. No.	Branch	Failed in one subject	Failed in two subjects	Failed in three subjects	Failed in four subjects	Failed in five & above subjects
1	ECE-C	10	06	02	03	03

PRINCIPAL

II B.Tech – II Sem – Regular Examinations, Nov'2020

RESULTS ANALYSIS

BRANCH: ELECTRONICS COMMUNICATION ENGINEERING-D (2018 BATCH)

OVERALL PASS PERCENTAGE (2018 BATCH)

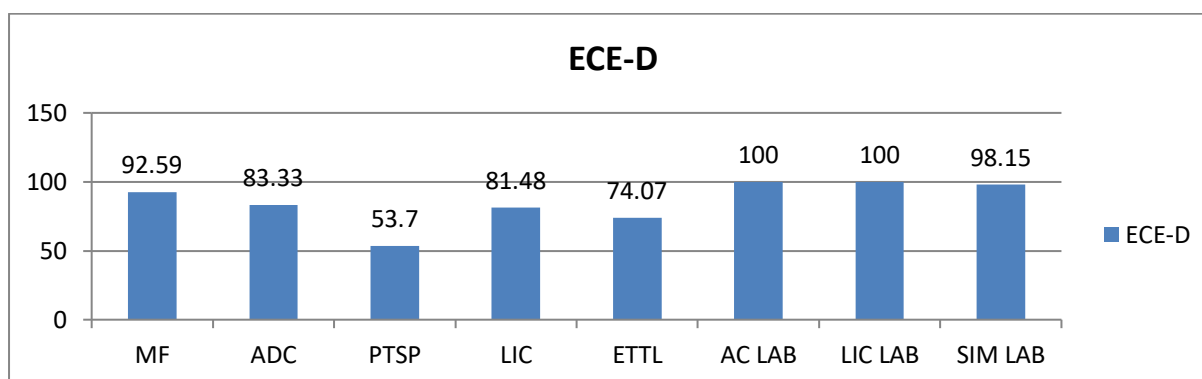
NUMBER OF STUDENTS APPEARED =54

NUMBER OF STUDENTS PASSED = 24

NUMBER OF STUDENTS FAILED =30

TOTAL PASS PERCENTAGE = 44.44%

Batch	MF	ADC	PTSP	LIC	ETTL	AC LAB	LIC LAB	SIM LAB
2018	92.59	83.33	53.7	81.48	74.07	100	100	98.15



S. No.	Name of the Subject	No. of Students Appeared	No. Of Students Passed	Pass %	Name of the Faculty S/Shri/Ms	No. of Students Failed
1	MF	54	50	92.59	Shashanka	4
2	ADC	54	45	83.33	J.Mrudula	9
3	PTSP	54	29	53.70	Dr.P.Srihari / Ch. Suresh Kumar*	25
4	LIC	54	44	81.48	B. Sreelatha	10
5	ETTL	54	40	74.07	P.Nareshumar/R.V.N.R.Suneelkrishna*	14
6	AC LAB	54	54	100	J.Mrudula, P.Naresh Kumar	0
7	LIC LAB	54	54	100	Dr.P.Sudhakar, M.UmaRani	0
8	SIM LAB	54	53	98.15	Dr.S.Satyasrinivas,V.Sireesha	1

NUMBER OF STUDENTS FAILED IN SUBJECT WISE

S. No.	Branch	Failed in one subject	Failed in two subjects	Failed in three subjects	Failed in four subjects	Failed in five & above subjects
1.	ECE-D	09	13	07	Nil	01

PRINCIPAL

II B.Tech – II Sem – Regular Examinations, Nov' 2020

RESULTS ANALYSIS

BRANCH: ELECTRONICS COMMUNICATION ENGINEERING- E (2018 BATCH)

OVERALL PASS PERCENTAGE (2018 BATCH)

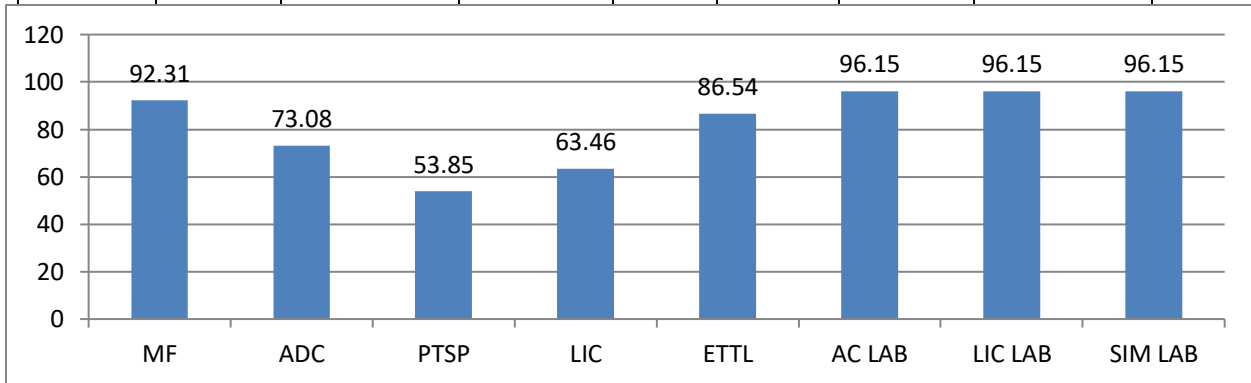
NUMBER OF STUDENTS APPEARED = 52

NUMBER OF STUDENTS PASSED = 22

NUMBER OF STUDENTS FAILED = 30

TOTAL PASS PERCENTAGE = 42.31%

Batch	MF	ADC	PTSP	LIC	ETTL	AC LAB	LIC LAB	SIM LAB
2018	92.31	73.08	53.85	63.46	86.54	96.15	96.15	96.15



S. No.	Name of the Subject	No. of Students Appeared	No. Of Students Passed	Pass %	Name of the Faculty S/Shri/Ms	No. of Students Failed
1	MF	52	48	92.31	Shashanka	4
2	ADC	52	38	73.08	Dr.P.Vijaya Bhaskar	14
3	PTSP	52	28	53.85	U. Appalaraju/Dr.Satyrasrinivas*	24
4	LIC	52	33	63.46	S.Yagnasree	19
5	ETTL	52	45	86.54	Y. Naga Lakshmi/Dr.B.L.Prakash*	7
6	AC LAB	52	50	96.15	Y.Nagalakshmi, M.Sowjanya	2
7	LIC LAB	52	50	96.15	V Savithri Padma Priya, S.Yagnasree	2
8	SIM LAB	52	50	96.15	D. Venkata Rami Reddy, M.Laxmi	2

NUMBER OF STUDENTS FAILED IN SUBJECT WISE

S. No.	Branch	Failed in one subject	Failed in two subjects	Failed in three subjects	Failed in four subjects	Failed in five & above subjects
1	ECE - E	09	12	03	04	02

PRINCIPAL

GEETHANJALI COLLEGE OF ENGINEERING & TECHNOLOGY

Accredited by NACC with "A" Grade
CHEERYAL (V), KEESARA (M), MEDCHAL DIST. – 501 301.

Date: 06-04-2021

RESULT ANALYSIS FOR 2018 BATCH (II YEAR II SEM) COLLEGE PASS PERCENTAGEAS ON 06-02-2021

YEAR/SEM (2018 Batch)	EXAM DATE	BRANCH					College Pass %
		EEE	ECE	CSE	MECH	CE	
II YEAR II SEM	Nov'2020	66.94	50.94	66.54	78.40	65.29	63.46
II YEAR I SEM	Nov 2019	52.03	57.08	75	60.32	47.93	60.83
I YEAR II SEM	May 2019	64.42	72.38	69.87	46.15	55.65	64.50
I YEAR I SEM	Nov 2018	50.94	73.64	78.24	50.88	55.93	66.30

COMPARISION OF PASS PERCENTAGE WITH PREVIOUS BATCHES AS ON 06-02-2021

Year/Sem	Batch	BRANCH						College Pass %
		EEE	ECE	CSE	CE	MECH	IT	
II / II	2018	66.94	50.94	66.54	65.29	78.40	***	63.46
II / II	2017	73.91	77.66	82.89	66.90	67.16	***	75.47
II / II	2016	62.5	59.66	60.86	64.22	68.70	***	62.26
II / II	2015	58	45.16	38.72	41.12	51.28	***	44.70
II / II	2014	18.36	42.41	58.33	33.33	37.71	***	44.32
II / II	2013	45.61	66.50	58.25	***	39.82	34.61	54.69
II / II	2012	53.96	60.62	45.45	***	56.92	54.54	54.19
II / II	2011	61.97	70.08	45.83	***	63.33	70.69	62.35
II / II	2010	67.64	73.01	66.66	***	***	57.01	66.08
II / II	2009	63.93	59.23	62.18	***	***	58.87	61.05
II / II	2008	67.69	67.96	60.62	***	***	68.64	62.23
II / II	2007	37.30	56.19	52.73	***	***	58.92	51.39
II / II	2006	38.33	48.27	58.18	***	***	40.58	46.34
II / II	2005	***	22.22	37.28	***	***	33.33	30.94

PRINCIPAL

III B.Tech – II Sem – Regular Examinations, Nov'2020

RESULTS ANALYSIS

BRANCH: ELECTRONICS COMMUNICATION ENGINEERING-A (2017 BATCH)

OVERALL PASS PERCENTAGE (2017 BATCH)

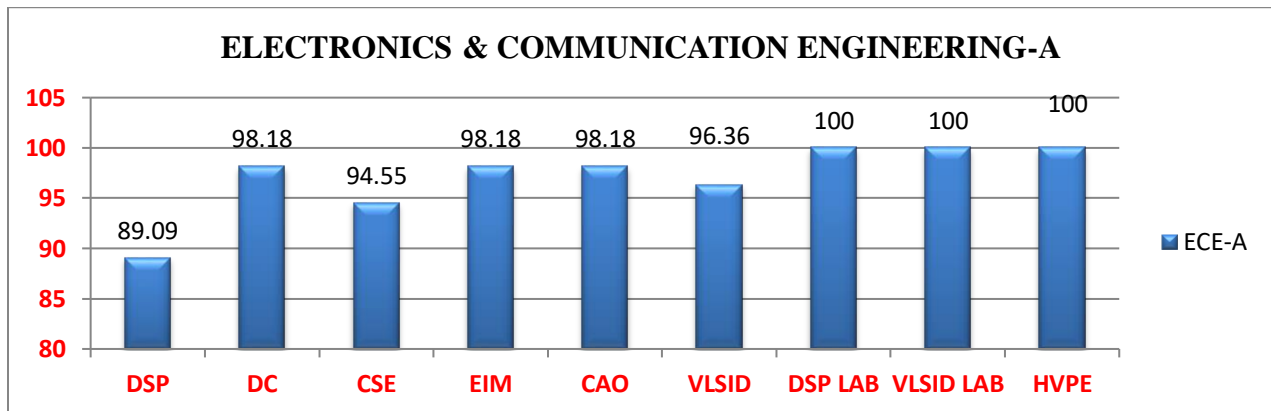
NUMBER OF STUDENTS APPEARED = 55

NUMBER OF STUDENTS PASSED = 46

NUMBER OF STUDENTS FAILED = 09

TOTAL PASS PERCENTAGE = 83.64%

Batch	DSP	DC	CSE	EIM	CAO	VLSI-D	DSP LAB	VLSI-D Lab	HVPE
2017	89.09	98.18	94.55	98.18	98.18	96.36	100	100	100



S. No.	Name of the Subject	No. of Students Appeared	No. Of Students Passed	Pass %	Name of the Faculty S/Shri/Ms	No. of Students Failed
1	DSP	55	49	89.09	Dr.C.VenkataNarasimhulu / K.Victor	6
2	DC	55	54	98.18	Dr.S.Saritha/S.KrishnaPriya*	1
3	CSE	55	52	94.55	A. Shanker/Y.Sivaramakrishna*	3
4	EIM	55	54	98.18	P. Chandra Prakash/A.Subramanyam*	1
5	CAO	55	54	98.18	M.Anand	1
6	VLSID	55	53	96.36	Ch. Sandeep	2
7	DSP LAB	55	55	100.00	A. Shanker,K.Victor	0
8	VLSID LAB	55	53	96.36	Ch. Sandeep, G.Sreelakshmi	2
9	HVPE	55	55	100.00	Ch. Suresh Kumar	0

NUMBER OF STUDENTS FAILED IN SUBJECT WISE

S. No.	Branch	Failed in one subject	Failed in two subjects	Failed in three subjects	Failed in four subjects	Failed in five & above subjects
1	ECE – A	05	03	01	NIL	NIL

PRINCIPAL

III B.Tech – II Sem – Regular Examinations, Nov 2020

RESULTS ANALYSIS

BRANCH: ELECTRONICS COMMUNICATION ENGINEERING-B (2017 BATCH)

OVERALL PASS PERCENTAGE (2017 BATCH)

NUMBER OF STUDENTS APPEARED = 57

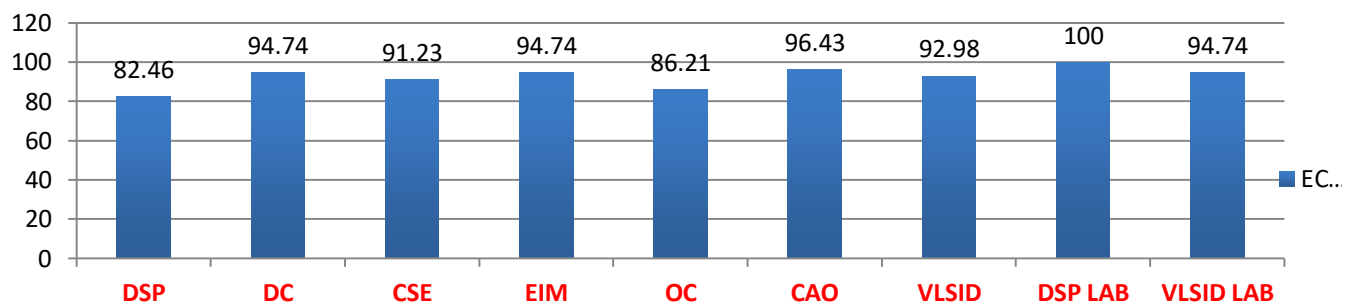
NUMBER OF STUDENTS PASSED = 41

NUMBER OF STUDENTS FAILED = 16

TOTAL PASS PERCENTAGE = 71.93%

Batch	DSP	DC	CSE	EIM	OC	CAO	VLSID	DSP Lab	VLSI Lab	HVPE
2017	82.46	94.74	91.23	94.74	86.21	96.43	92.98	100	94.74	98.25

ELECTRONICS & COMMUNICATION ENGINEERING-B



S. No.	Name of the Subject	No. of Students Appeared	No. of Students Passed	Pass %	Name of the Faculty S/Shri/Ms	No. of Students Failed
1	DSP	57	47	82.46	Dr.C.VenkataNarasimhulu / .Jyothirmayee*	10
2	DC	57	54	94.74	S. Krishna Priya/Y.Nagalakshmi*	3
3	CSE	57	52	91.23	M. Krishna/A.Shankar*	5
4	EIM	57	54	94.74	A. Subramanyam/P.Chandraprakash*	3
5	OC	29	25	86.21	V.Sirisha	4
6	CAO	28	27	96.43	M.Laxmi	1
7	VLSID	57	53	92.98	B. Mamatha	4
8	DSP LAB	57	57	100.00	R. Odaiah, Dr S.Spandana	0
9	VLSID LAB	57	54	94.74	B. Mamatha, Ch.Sandeep,Dr.S.Vallisree	3
10	HVPE	57	56	98.25	Y.NagaLakshmi	1

NUMBER OF STUDENTS FAILED IN SUBJECT WISE

S. No.	Branch	Failed in one subject	Failed in two subjects	Failed in three subjects	Failed in four subjects	Failed in five & above subjects
1	ECE - B	11	01	03	01	NIL

PRINCIPAL

III B.Tech – II Sem – Regular Examinations, Nov 2020

RESULTS ANALYSIS

BRANCH: ELECTRONICS COMMUNICATION ENGINEERING-C (2017 BATCH)

OVERALL PASS PERCENTAGE (2017 BATCH)

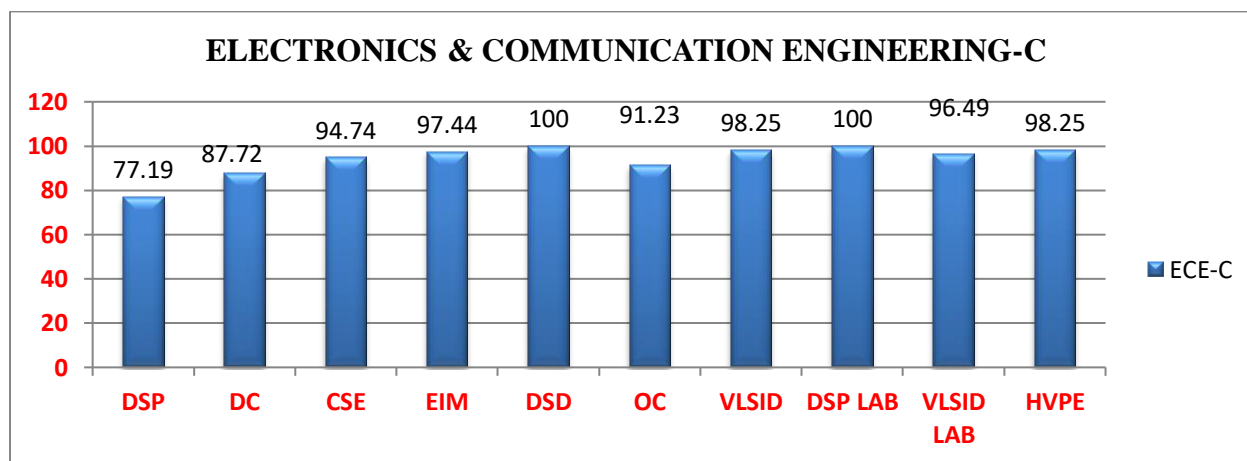
NUMBER OF STUDENTS APPEARED = 57

NUMBER OF STUDENTS PASSED = 39

NUMBER OF STUDENTS FAILED =18

TOTAL PASS PERCENTAGE = 68.42%

Batch	DSP	DC	CSE	EIM	DSD	OC	VLSID	DSP Lab	VLSI Lab	HVPE
2017	77.19	87.72	94.74	97.44	100	91.23	98.25	100	96.49	98.25



S. No.	Name of the Subject	No. of Students Appeared	No. Of Students Passed	Pass %	Name of the Faculty S/Shri/Ms	No. of Students Failed
1	DSP	57	44	77.19	S. Jyothirmayee/R.Odaiah*	13
2	DC	57	50	87.72	S. Krishna Priya/Dr.S.Saritha*	7
3	CSE	57	54	94.74	M. Krishna/A.Sowjanya*	3
4	EIM	39	38	97.44	P. Chandra Prakash Reddy/A.subramanyam	1
5	DSD	18	18	100.00	Prof.K. Somasekhara Rao /M.Anand	0
6	OC	57	52	91.23	Dr. V. Satya Srinivas	5
7	VLSID	57	56	98.25	M. Krishna Chaitanya	1
8	DSP LAB	57	57	100.00	S. Jyothirmayee, Y. Siva Rama Krishna	0
9	VLSID LAB	57	55	96.49	M. Krishna Chaitanya,	2
10	HVPE	57	56	98.25	M.Anand	1

NUMBER OF STUDENTS FAILED IN SUBJECT WISE

S. No.	Branch	Failed in one subject	Failed in two subjects	Failed in three subjects	Failed in four subjects	Failed in five & above subjects
1	ECE-C	09	05	02	02	Nil

PRINCIPAL

III B.Tech – II Sem – Regular Examinations, Nov 2020

RESULTS ANALYSIS

BRANCH: ELECTRONICS COMMUNICATION ENGINEERING-D (2017 BATCH)

OVERALL PASS PERCENTAGE (2017 BATCH)

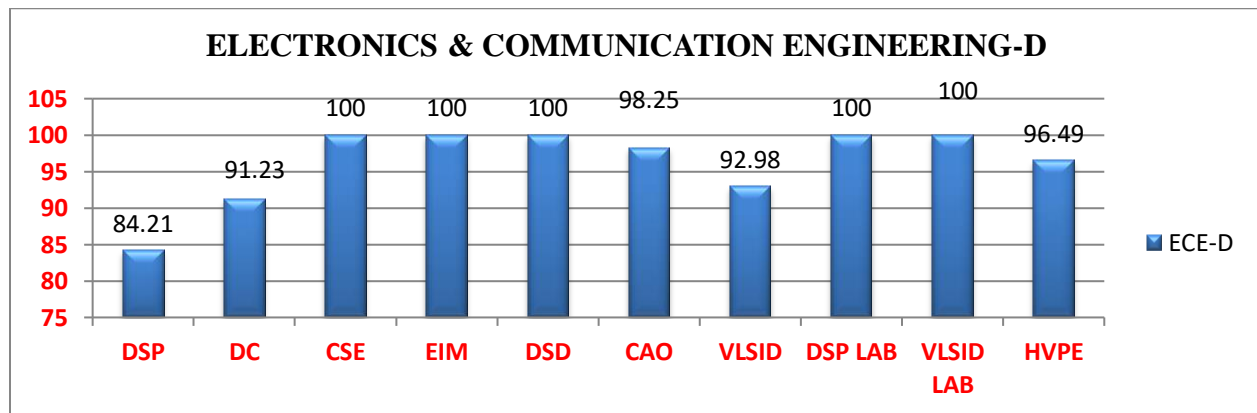
NUMBER OF STUDENTS APPEARED = 57

NUMBER OF STUDENTS PASSED = 42

NUMBER OF STUDENTS FAILED =15

TOTAL PASS PERCENTAGE = 73.68

Batch	DSP	DC	CSE	EIM	DSD	CAO	VLSID	DSP Lab	VLSID Lab	HVPE
2017	84.21	91.23	100	100	100	98.25	92.98	100	100	96.49



S. No.	Name of the Subject	No. of Students Appeared	No. Of Students Passed	Pass %	Name of the Faculty S/Shri/Ms	No. of Students Failed
1	DSP	57	48	84.21	Dr S.Spandana/K.Victor*	9
2	DC	57	52	91.23	Ch. Suresh Kumar/B.Mamatha*	5
3	CSE	57	57	100.00	Y. Siva Rama Krishna/M.Krishna*	0
4	EIM	31	31	100.00	A.Subramanyam/P. Chandra Prakash Reddy	0
5	DSD	26	26	100.00	Prof.K. Somasekhara Rao /M.Anand*	0
6	CAO	57	56	98.25	Dr.S.Vallisree	1
7	VLSID	57	53	92.98	Prof.O.V.P.R Siva Kumar / S.Yagnasree	4
8	DSP LAB	57	57	100.00	Dr S.Spandana, Y. Siva Rama Krishna	0
9	VLSID LAB	57	57	100.00	Prof.O.V.P.R Siva Kumar, B. Mamatha,Dr.S.Vallisree	0
10	HVPE	57	55	96.49	RVNR.Suneel Krishna	2

NUMBER OF STUDENTS FAILED IN SUBJECT WISE

S. No.	Branch	Failed in one subject	Failed in two subjects	Failed in three subjects	Failed in four subjects	Failed in five & above subjects
1.	ECE-D	12	02	01	NIL	NIL

PRINCIPAL

III B.Tech – II Sem – Regular Examinations, Nov’ 2020

RESULTS ANALYSIS

BRANCH: ELECTRONICS COMMUNICATION ENGINEERING-E (2017 BATCH)

OVERALL PASS PERCENTAGE (2017 BATCH)

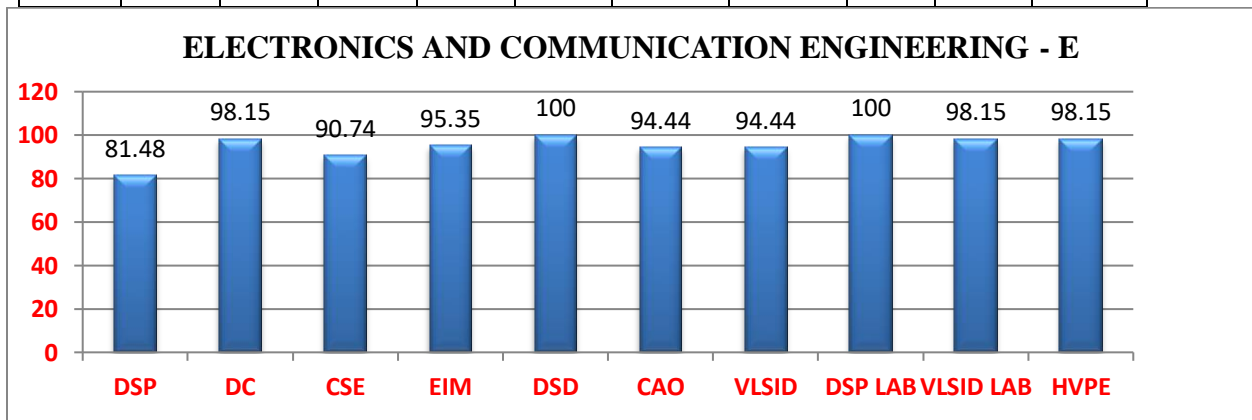
NUMBER OF STUDENTS APPEARED =54

NUMBER OF STUDENTS PASSED = 42

NUMBER OF STUDENTS FAILED = 12

TOTAL PASS PERCENTAGE = 77.78%

Batch	DSP	DC	CSE	EIM	DSD	CAO	VLSID	DSP Lab	VLSI Lab	HVPE
2017	81.48	98.15	90.74	95.35	100	94.44	94.44	100	98.15	98.15



S. No.	Name of the Subject	No. of Students Appeared	No. Of Students Passed	Pass %	Name of the Faculty S/Shri/Ms	No. of Students Failed
1	DSP	54	44	81.48	R. Odaiah/B.Ramu*	10
2	DC	54	53	98.15	Dr.S.Saritha/B.Suneetha*	1
3	CSE	54	49	90.74	A. Sowjanya/M.Krishna*	5
4	EIM	43	41	95.35	A.Subramanyam/P.Chandraprakash*	2
5	DSD	11	11	100.00	Prof.K. Somasekhara Rao /M.Anand	0
6	CAO	54	51	94.44	M.Umarani	3
7	VLSID	54	51	94.44	G. Sreelakshmi	3
8	DSP LAB	54	54	100.00	R. Odaiah, S. Jyothirmayee	0
9	VLSID LAB	54	53	98.15	G. Sreelakshmi ,S.Yagnasree	1
10	HVPE	54	53	98.15	Y.NagaLakshmi	1

NUMBER OF STUDENTS FAILED IN SUBJECT WISE

S. No.	Branch	Failed in one subject	Failed in two subjects	Failed in three subjects	Failed in four subjects	Failed in five & above subjects
1	ECE - E	07	02	02	01	NIL

PRINCIPAL

GEETHANJALI COLLEGE OF ENGINEERING & TECHNOLOGY

Accredited by NACC with "A" Grade

CHEERYAL (V), KEESARA (M), MEDCHAL DIST. – 501 301.

Date: 06-04-2021

RESULT ANALYSIS FOR 2017 BATCH (III YEAR II SEM)

COLLEGE PASS PERCENTAGEAS ON 06-02-2021

YEAR/SEM (2017 Batch)	EXAM DATE	BRANCH					College Pass %
		EEE	ECE	CSE	MECH	CE	
III Year – II Sem	Nov 2020	89.86	75	68.18	63.78	62.68	71.92
III Year – I Sem	Nov 2019	69.57	78.70	68.56	71.88	71.83	72.60
II Year – II Sem	April 2019	73.91	77.66	82.89	67.16	66.90	75.47
II Year – I Sem	Nov 2018	45.39	60.70	46.24	42.86	66.92	52.67
I Year – II Sem	May 2018	62.38	70.16	64.26	55.83	55.26	63.24
I Year – I Sem	Nov 2017	51.36	70.46	67.78	56.66	43.58	61.31

COMPARISION OF PASS PERCENTAGE WITH PREVIOUS BATCHES

AS ON 06-02-2021

Year/Sem	Batch	BRANCH					College Pass %
		EEE	ECE	CSE	CE	MECH	
III/II	2017	89.86	75	68.18	62.68	63.78	71.92
III/II	2016	82.71	64.58	85.54	72.27	51.59	72.03
III/II	2015	42.42	37.76	42.19	37.93	50.48	41.31
III / II	2014	32.07	45.56	52.34	42.5	45.9	46.62
III / II	2013	34.48	48.54	43.31	***	40.54	43.65
III / II	2012	47.54	53.60	67.90	***	34.37	55.02
III / II	2011	37.50	65.89	68.38	***	58.62	57.87
III / II	2010	69.12	63.93	64.41	***	***	63.36
III / II	2009	53.33	80.29	52.41	***	***	65.07
III / II	2008	44.61	73.22	58.67	***	***	62.39
III / II	2007	31.03	50.57	60.74	***	***	51.21
III / II	2006	77.19	81.39	73.21	***	***	71.44
III / II	2005	***	41.67	55.93	***	***	47.02

PRINCIPAL

B.TECH IV YEAR II SEM REGULAR(AR16) EXAMINATIONS – SEPT’2020
RESULTS ANALYSIS

BRANCH: ELECTRONICS COMMUNICATION ENGINEERING - A (2016 BATCH)
OVERALL PASS PERCENTAGE

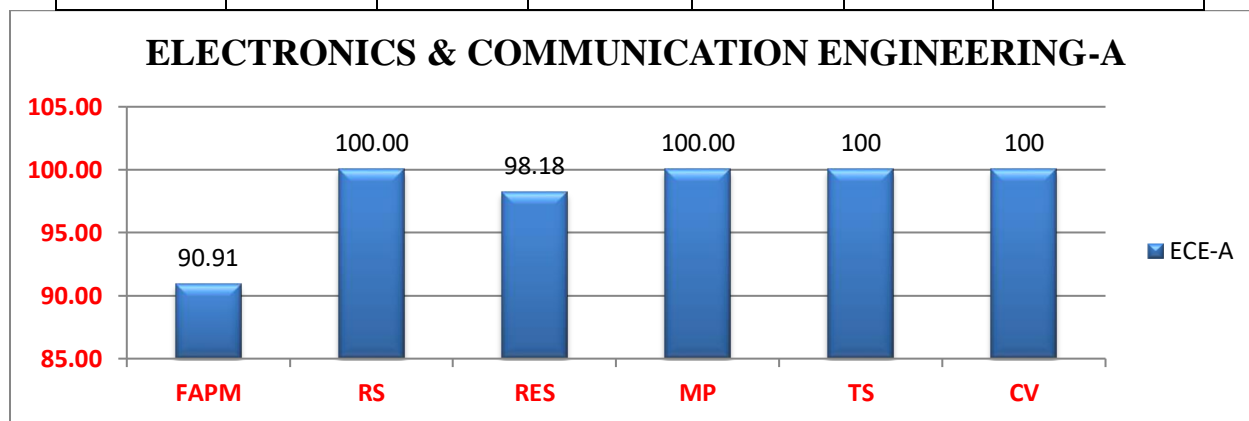
NUMBER OF STUDENTS APPEARED = 55

NUMBER OF STUDENTS PASSED = 50

NUMBER OF STUDENTS FAILED = 05

TOTAL PASS PERCENTAGE = 90.91 %

BATCH	FAPM	RS	RES	MP	TS	CV
2016	90.91	100	98.18	100	100	100



S. No.	Name of the Subject	No. of Students Appeared	No. Of Students Passed	Pass %	Name of the Faculty Shri/Ms	No. of Students Failed
1	FAPM	55	50	90.91	K.LAVANYA	5
2	RS	55	55	100.00	K.VICTOR	Nil
3	RES	55	54	98.18	T.POOJARANI	1
4	MP	55	55	100.00	DR B L PRAKASH/ DR V SATYA SRINIVAS	Nil
5	TS	55	55	100.00	DR.C.V.NARASIMHULU/DR.S.SARITHA	Nil
6	CV	55	55	100.00		Nil

NUMBER OF STUDENTS FAILED IN SUBJECT WISE

S. No.	Branch	Failed in one subject	Failed in two subjects	Failed in three subjects	Failed in four subjects	Failed in five & above subjects
1	ECE - A	04	01	Nil	Nil	Nil

B.TECH IV YEAR II SEM REGULAR (AR16) EXAMINATIONS – SEPT'2020

RESULTS ANALYSIS

BRANCH: ELECTRONICS COMMUNICATION ENGINEERING-B (2016 BATCH)

OVERALL PASS PERCENTAGE

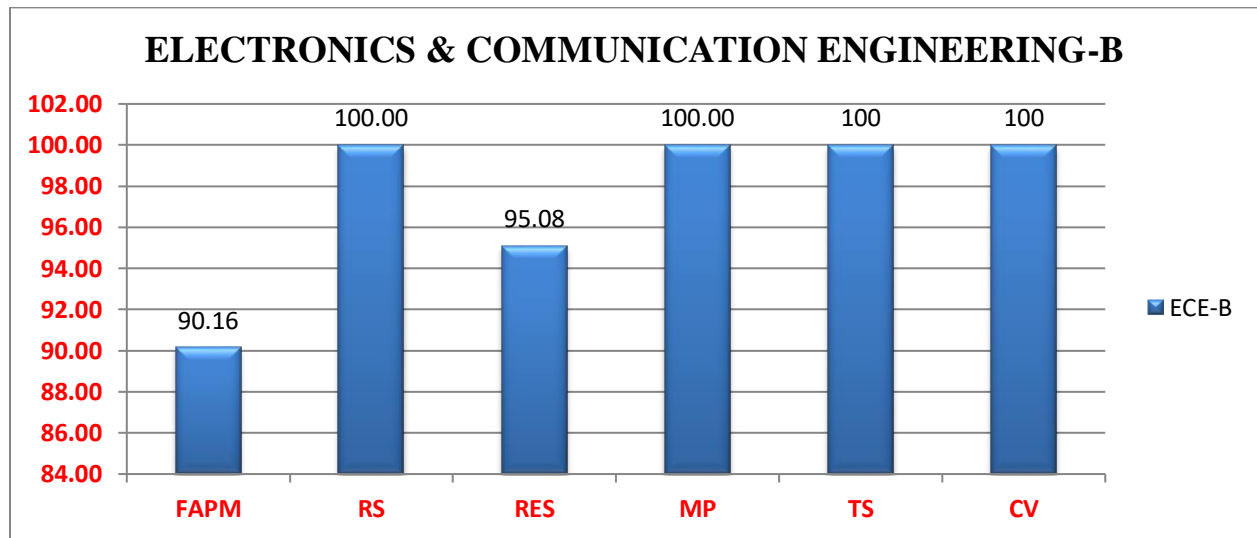
NUMBER OF STUDENTS APPEARED =61

NUMBER OF STUDENTS PASSED = 52

NUMBER OF STUDENTS FAILED = 09

TOTAL PASS PERCENTAGE =85.25 %

BATCH	FAPM	RS	RES	MP	TS	CV
2016	90.16	100	95.08	100	100	100



No.	I. Name of the Subject	No. of Students Appeared	No. Of Students Passed	Pass %	Name of the Faculty S/Shri/Ms	No. of Students Failed
1	FAPM	61	55	90.16	K.LAVANYA	6
2	RS	61	61	100.00	DR. R. SURYANARAYANA RAJU	Nil
3	RES	61	58	95.08	V.PADMAJA	3
4	MP	61	61	100.00	PROF K.SOMASEKHARA RAO	Nil
5	TS	61	61	100.00	DR.P.SRIHARI/DR.P.SUDHAKAR	Nil
6	CV	61	61	100.00		Nil

NUMBER OF STUDENTS FAILED IN SUBJECT WISE

S. No.	Branch	Failed in one subject	Failed in two subjects	Failed in three subjects	Failed in four subjects	Failed in five & above subjects
01	ECE - B	09	Nil	Nil	Nil	Nil

PRINCIPAL

B.TECH IV YEAR II SEM REGULAR(AR16) EXAMINATIONS – SEPT’2020

RESULTS ANALYSIS

BRANCH: ELECTRONICS COMMUNICATION ENGINEERING-C (2016 BATCH)

OVERALL PASS PERCENTAGE

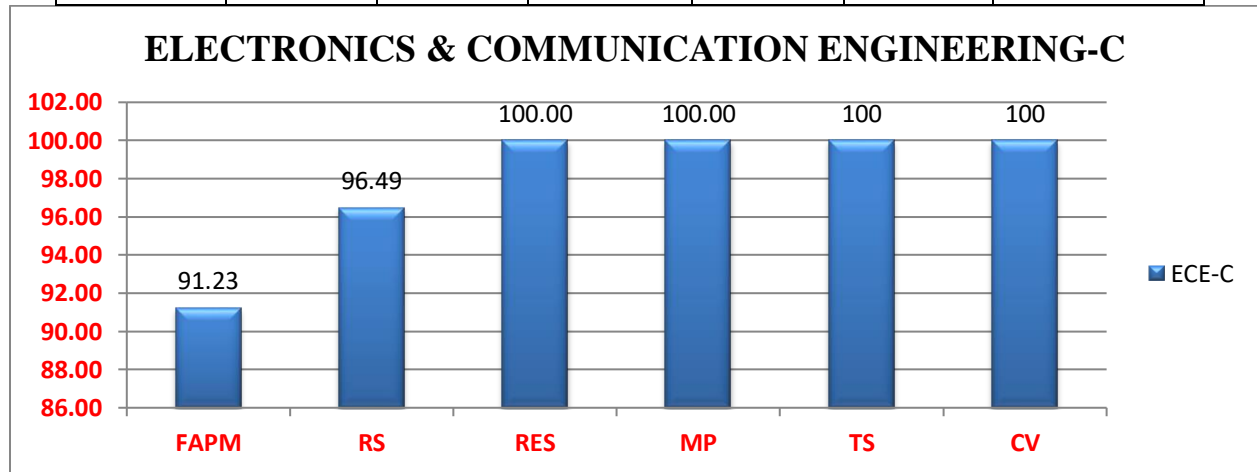
NUMBER OF STUDENTS APPEARED =57

NUMBER OF STUDENTS PASSED = 51

NUMBER OF STUDENTS FAILED = 06

TOTAL PASS PERCENTAGE =89.47 %

BATCH	FAPM	RS	RES	MP	TS	CV
2016	91.23	96.49	100	100	100	100



Sl. No.	Name of the Subject	No. of Students Appeared	No. Of Students Passed	Pass %	Name of the Faculty S/Shri/Ms	No. of Students Failed
1	FAPM	57	52	91.23	R.N.VARDHINI	5
2	RS	57	55	96.49	B.RAMU	2
3	RES	57	57	100.00	A.RAGHU RAMA CHANDRA	Nil
4	MP	57	57	100.00	DR P VIJAIBHASKAR	Nil
5	TS	57	57	100.00	DR.P.VIJAYABHASKAR	Nil
6	CV	57	57	100.00		Nil

NUMBER OF STUDENTS FAILED IN SUBJECT WISE

S. No.	Branch	Failed in one subject	Failed in two subjects	Failed in three subjects	Failed in four subjects	Failed in five & above subjects
1	ECE - C	05	01	Nil	Nil	Nil

B.TECH IV YEAR II SEM REGULAR(AR16) EXAMINATIONS – SEPT'2020
RESULTS ANALYSIS

BRANCH: ELECTRONICS COMMUNICATION ENGINEERING-D (2016 BATCH)
OVERALL PASS PERCENTAGE

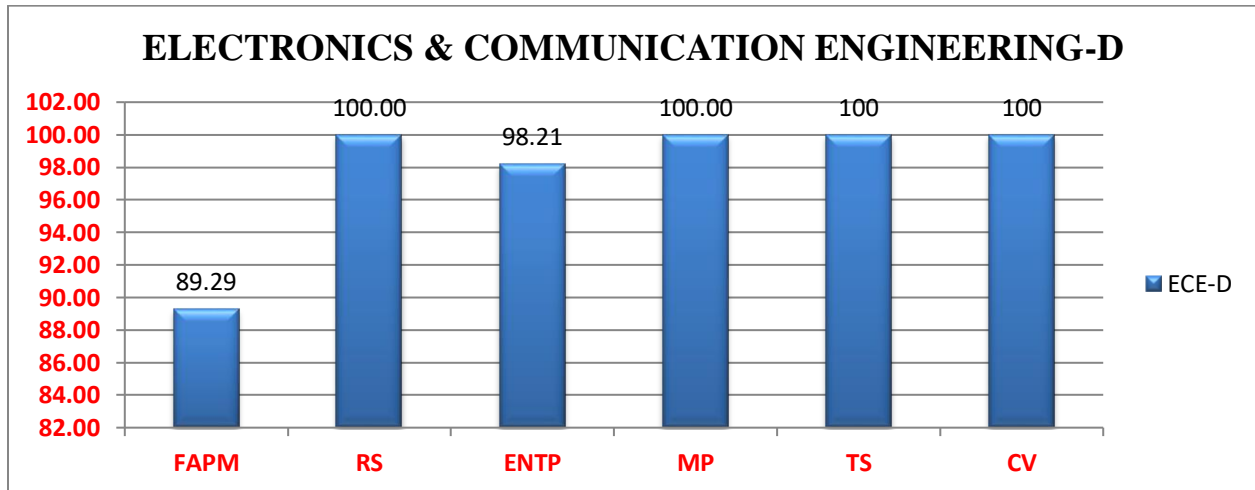
NUMBER OF STUDENTS APPEARED =56

NUMBER OF STUDENTS PASSED =49

NUMBER OF STUDENTS FAILED = 07

TOTAL PASS PERCENTAGE =87.50 %

BATCH	FAPM	RS	ENTP	MP	TS	CV
2016	89.29	100	98.21	100	100	100



S. No.	Name of the Subject	No. of Students Appeared	No. Of Students Passed	Pass %	Name of the Faculty S/Shri/Ms	No. of Students Failed
1	FAPM	56	50	89.29	SHAINAZBEGUM	6
2	RS	56	56	100.00	V.SAVITHRI PADMA PRIYA	Nil
3	ENTP	56	55	98.21	K.VIJAYA LAKSHMI	1
4	MP	56	56	100.00	DR S.SURYANARAYANA / M LAXMI	Nil
5	TS	56	56	100.00	DR.S.SURYANARAYANA/DR.S.SPANDANA	Nil
6	CV	56	56	100.00		Nil

NUMBER OF STUDENTS FAILED IN SUBJECT WISE

S. No.	Branch	Failed in one subject	Failed in two subjects	Failed in three subjects	Failed in four subjects	Failed in five & above subjects
1	ECE - D	07	Nil	Nil	Nil	Nil

PRINCIPAL

B.TECH IV YEAR II SEM REGULAR(AR16) EXAMINATIONS – SEPT’2020

RESULTS ANALYSIS

BRANCH: ELECTRONICS COMMUNICATION ENGINEERING-E (2016 BATCH)

OVERALL PASS PERCENTAGE

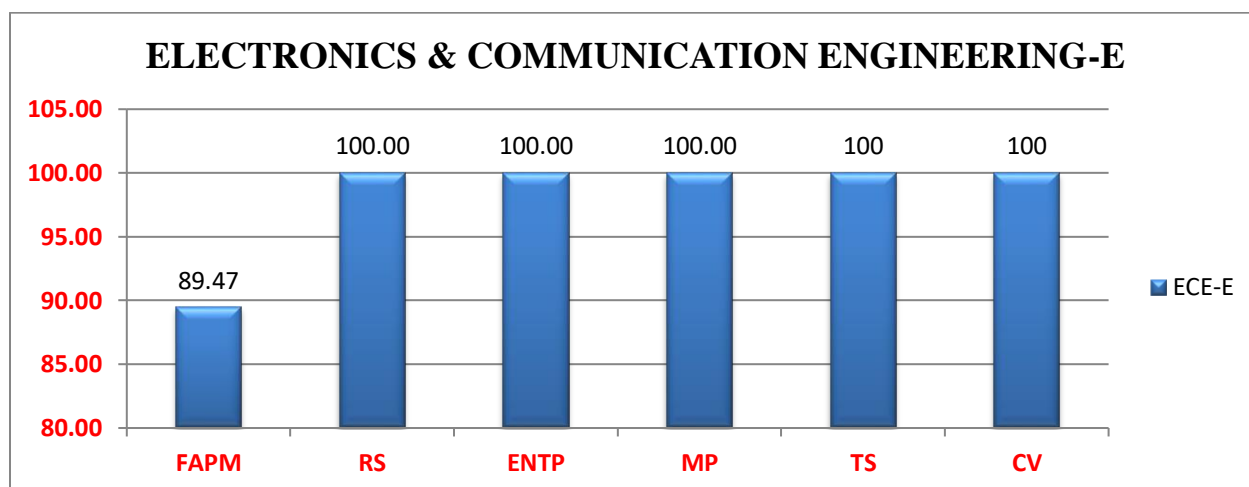
NUMBER OF STUDENTS APPEARED =57

NUMBER OF STUDENTS PASSED = 51

NUMBER OF STUDENTS FAILED =06

TOTAL PASS PERCENTAGE =89.47 %

BATCH	FAPM	RS	ENTP	MP	TS	CV
2016	89.47	100	100	100	100	100



S.No.	Name of the Subject	No. of Students Appeared	No. Of Students Passed	Pass %	Name of the Faculty S/Shri/Ms	No. of Students Failed
1	FAPM	57	51	89.47	R.N.VARDHINI	6
2	RS	57	57	100.00	B.SUNEETHA	Nil
3	ENTP	57	57	100.00	S.RAVI	Nil
4	MP	57	57	100.00	DR R S RAJU / J MRUDULA	Nil
5	TS	57	57	100.00	DR R S RAJU / DR.VALLISREE	Nil
6	CV	57	57	100.00		Nil

NUMBER OF STUDENTS FAILED IN SUBJECT WISE

S. No.	Branch	Failed in one subject	Failed in two subjects	Failed in three subjects	Failed in four subjects	Failed in five & above subjects
1	ECE - E	06	Nil	Nil	Nil	Nil

PRINCIPAL