

## Result Analysis - 2018-19 - II Semester

### II B.TECH II SEM REGULAR EXAMINATIONS – APRIL'2019 RESULTS ANALYSIS

#### BRANCH: ELECTRONICS COMMUNICATION ENGINEERING - A (2017 BATCH) OVERALL PASS PERCENTAGE (2017 BATCH)

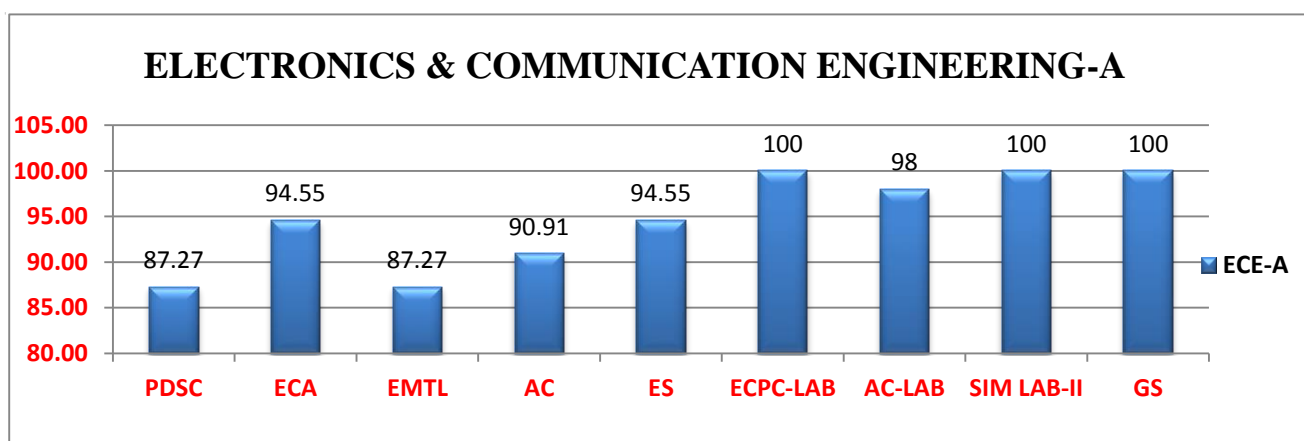
NUMBER OF STUDENTS APPEARED = 55

NUMBER OF STUDENTS PASSED = 44

NUMBER OF STUDENTS FAILED = 11

TOTAL PASS PERCENTAGE = 80.00%

BATCH	PDSC	ECA	EMTL	AC	ES	ECPC-LAB	AC-LAB	SIM-LAB II	GS
2017	87.27	94.55	87.27	90.91	94.55	100	98	100	100



S. No.	Name of the Subject	No. of Students Appeared	No. Of Students Passed	Pass %	Name of the Faculty Mr./Mrs	No. of Students Failed
1	PDSC	55	48	87.27	S.YAGNASREE / M.UMARANI	07
2	ECA	55	52	94.55	U.APPALARAJU / J.MRUDULA	03
3	EMTL	55	48	87.27	P.NARESH KUMAR/RVNR.SUNEEL KRISHNA	07
4	AC	55	50	90.91	DR.P.VIJAYA BHASKAR/CH.SURESH KUMAR	05
5	ES	55	52	94.55	DR.K.MADHUMATI	03
6	ECPC-LAB	55	55	100	S.YAGNASREE/M.KRISHNA	NIL
7	AC-LAB	55	54	98	CH.SURESH KUMAR/A.SUBRAMANYAM	01
8	SIM LAB-II	55	55	100	P.NARESH KUMAR/V.SIRISHA	NIL
9	GS	55	55	100	DR.R.S.RAJU/ G.SREELAKSHMI	NIL

#### NUMBER OF STUDENTS FAILED IN SUBJECT WISE

S. No.	Branch	Failed in one subject	Failed in two subjects	Failed in three subjects	Failed in four subjects	Failed in five & above subjects
1	ECE - A	05	01	03	01	01

**II B.TECH II SEM REGULAR EXAMINATIONS – APRIL'2019**  
**RESULTS ANALYSIS**

**BRANCH: ELECTRONICS COMMUNICATION ENGINEERING - B (2017**  
**BATCH)**

**OVERALL PASS PERCENTAGE (2017 BATCH)**

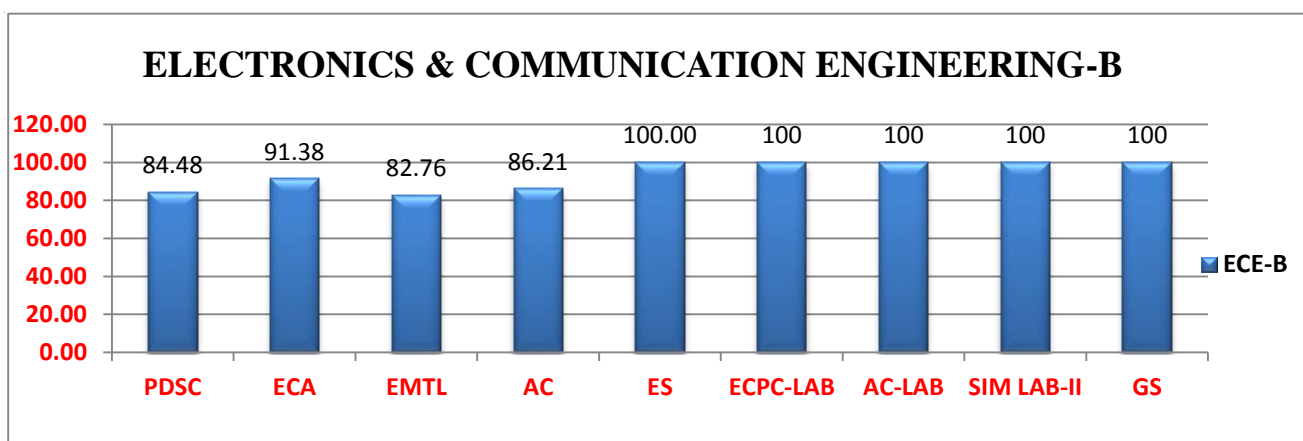
NUMBER OF STUDENTS APPEARED = 58

NUMBER OF STUDENTS PASSED = 43

NUMBER OF STUDENTS FAILED = 15

TOTAL PASS PERCENTAGE = 74.14%

BATCH	PDSC	ECA	EMTL	AC	ES	ECPC-LAB	AC-LAB	SIM-LAB II	GS
2017	84.48	91.38	82.76	86.21	100	100	100	100	100



S. No.	Name of the Subject	No. of Students Appeared	No. Of Students Passed	Pass %	Name of the Faculty Mr./Mrs	No. of Students Failed
1	PDSC	58	49	84.48	M.UMARANI /V.VENKATALAKSHMI	09
2	ECA	58	53	91.38	U.APPALARAJU /J.MRUDULA	05
3	EMTL	58	48	82.76	PROF.B.HARI KUMAR/A.SOWJANYA	10
4	AC	58	50	86.21	M.SOWJANYA / S.JYOTHIRMAYE	08
5	ES	58	58	100	DR.K.MADHUMATI	NIL
6	ECPC-LAB	58	58	100	U.APPALARAJU/D.SONY	NIL
7	AC-LAB	58	58	100	M.SOWJANYA/B.SUNEETHA	NIL
8	SIM LAB-II	58	58	100	A.SOWJANYA/J.BHARATHI	NIL
9	GS	58	58	100	DR.V.SATYA SRINIVAS/ J.BHARATHI	NIL

**NUMBER OF STUDENTS FAILED IN SUBJECT WISE**

S. No.	Branch	Failed in one subject	Failed in two subjects	Failed in three subjects	Failed in four subjects	Failed in five & above subjects
1	ECE - B	06	05	NIL	04	NIL

**II B.TECH II SEM REGULAR EXAMINATIONS – APRIL'2019**  
**RESULTS ANALYSIS**

**BRANCH: ELECTRONICS COMMUNICATION ENGINEERING – C (2017**  
**BATCH)**

**OVERALL PASS PERCENTAGE (2017 BATCH)**

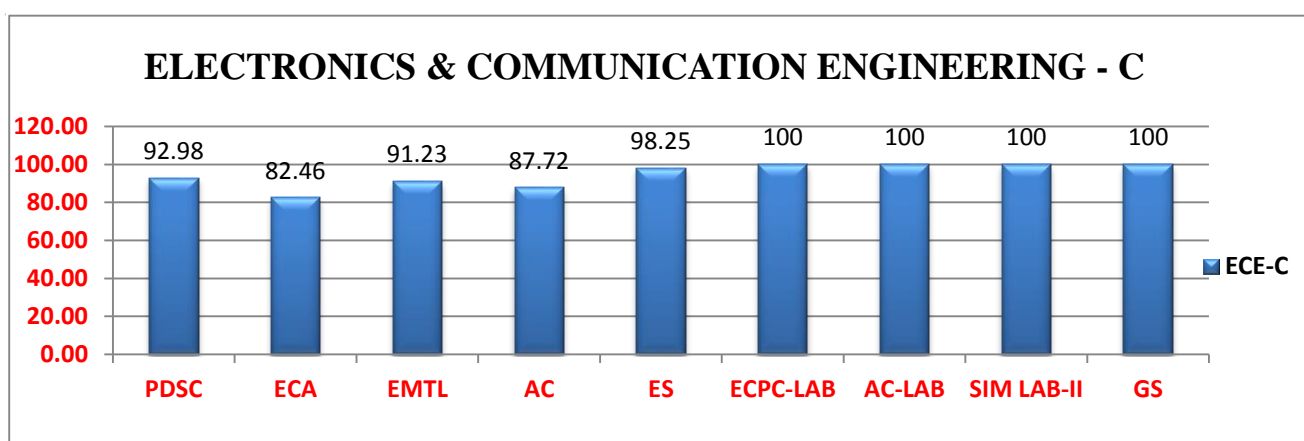
**NUMBER OF STUDENTS APPEARED = 57**

**NUMBER OF STUDENTS PASSED = 45**

**NUMBER OF STUDENTS FAILED = 12**

**TOTAL PASS PERCENTAGE = 78.95%**

BATCH	PDSC	ECA	EMTL	AC	ES	ECPC-LAB	AC-LAB	SIM-LAB II	GS
2017	92.98	82.46	91.23	87.72	98.25	100	100	100	100



S. No.	Name of the Subject	No. of Students Appeared	No. Of Students Passed	Pass %	Name of the Faculty Mr./Mrs	No. of Students Failed
1	PDSC	57	53	92.98	M.UMARANI / D.SONY	04
2	ECA	57	47	82.46	DR.S.SURYANARAYANA/V.S. PADMAPRIYA	10
3	EMTL	57	52	91.23	DR.B.LEELAPRAKASH/RVNR.SUNEEL KRISHNA	05
4	AC	57	50	87.72	M.SOWJANYA / CH.SURESH KUMAR	07
5	ES	57	56	98.25	DR.NILMADHAV PANDA	01
6	ECPC-LAB	57	57	100	M.UMARANI/ P.CHANDRAPRAKASH	NIL
7	AC-LAB	57	57	100	DR.V.SATYA SRINIVAS/V.SIRISHA	NIL
8	SIM LAB-II	57	57	100	Y.NAGALAKSHMI/V.S.PADMAPRIYA	NIL
9	GS	57	57	100	DR.B.LEELAPRAKASH /M.LAXMI	NIL

**NUMBER OF STUDENTS FAILED IN SUBJECT WISE**

S. No.	Branch	Failed in one subject	Failed in two subjects	Failed in three subjects	Failed in four subjects	Failed in five & above subjects
1	ECE - C	06	01	02	02	01

**II B.TECH II SEM REGULAR EXAMINATIONS – APRIL'2019**  
**RESULTS ANALYSIS**

**BRANCH: ELECTRONICS COMMUNICATION ENGINEERING – D (2017**  
**BATCH)**

**OVERALL PASS PERCENTAGE (2017 BATCH)**

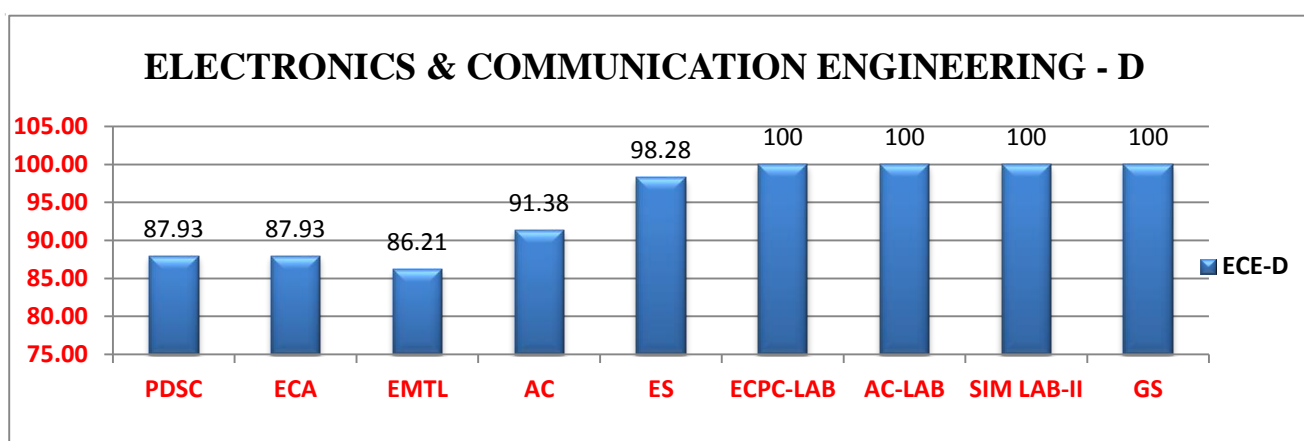
**NUMBER OF STUDENTS APPEARED = 58**

**NUMBER OF STUDENTS PASSED = 45**

**NUMBER OF STUDENTS FAILED = 13**

**TOTAL PASS PERCENTAGE = 77.58%**

BATCH	PDSC	ECA	EMTL	AC	ES	ECPC-LAB	AC-LAB	SIM-LAB II	GS
2017	87.93	87.93	86.21	91.38	98.28	100	100	100	100



S. No.	Name of the Subject	No. of Students Appeared	No. Of Students Passed	Pass %	Name of the Faculty Mr./Mrs	No. of Students Failed
1	PDSC	58	51	87.93	D.SONY / S.YAGNASREE	07
2	ECA	58	51	87.93	J.MRUDULA / U.APPALA RAJU	07
3	EMTL	58	50	86.21	RVNR.SUNEEL KRISHNA /P.NARESH KUMA	08
4	AC	58	53	91.38	S.JYOTHIRMAYE / M.SOWJANYA	05
5	ES	58	57	98.28	DR.NILMADHAV PANDA	01
6	ECPC-LAB	58	58	100	D.SONY/A.SUBRAMANYAM,	NIL
7	AC-LAB	58	58	100	S.JYOTHIRMAYE/B.SUNEETHA	NIL
8	SIM LAB-II	58	58	100	B.SREELATHA/V.SAVITHRI PADMA PRIYA	NIL
9	GS	58	58	100	P.SUDHAKAR/B.SREELATHA	NIL

**NUMBER OF STUDENTS FAILED IN SUBJECT WISE**

S. No.	Branch	Failed in one subject	Failed in two subjects	Failed in three subjects	Failed in four subjects	Failed in five & above subjects
1	ECE - D	05	03	03	02	NIL

**II B.TECH II SEM REGULAR EXAMINATIONS – APRIL'2019**  
**RESULTS ANALYSIS**

**BRANCH: ELECTRONICS COMMUNICATION ENGINEERING – E (2017**  
**BATCH)**

**OVERALL PASS PERCENTAGE (2017 BATCH)**

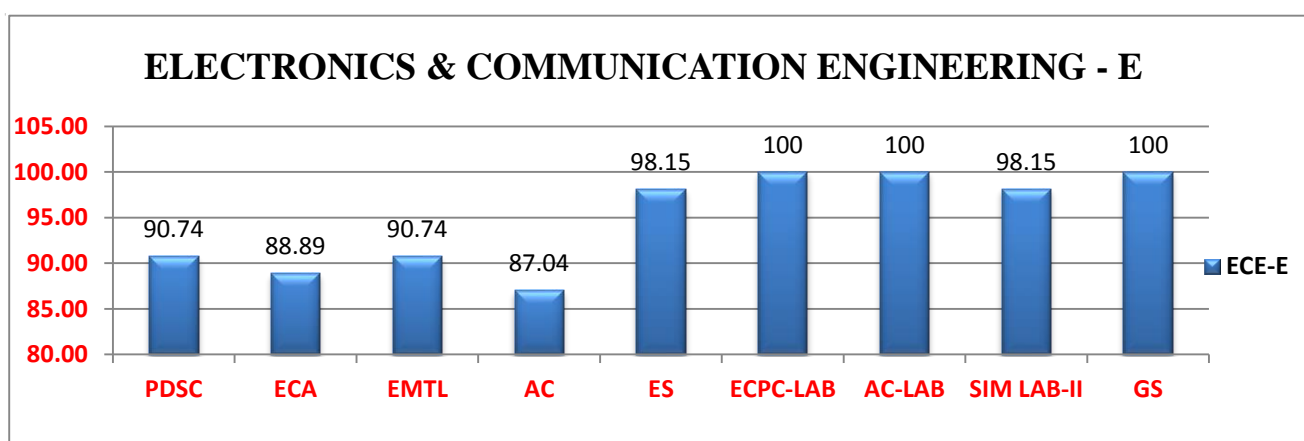
**NUMBER OF STUDENTS APPEARED = 54**

**NUMBER OF STUDENTS PASSED = 42**

**NUMBER OF STUDENTS FAILED = 12**

**TOTAL PASS PERCENTAGE = 77.78%**

BATCH	PDSC	ECA	EMTL	AC	ES	ECPC-LAB	AC-LAB	SIM-LAB II	GS
2017	90.74	88.89	90.74	87.04	98.15	100	100	98.15	100



S. No.	Name of the Subject	No. of Students Appeared	No. Of Students Passed	Pass %	Name of the Faculty Mr./Mrs	No. of Students Failed
1	PDSC	54	49	90.74	V.VENKATA LAKSHMI / M.UMARANI	05
2	ECA	54	48	88.89	J.MRUDULA / U.APPALARAJU	06
3	EMTL	54	49	90.74	RVNR.SUNEEL KRISHNA / P.NARESH KUMA	05
4	AC	54	47	87.04	CH.SURESH KUMAR / M.SOWJANYA	07
5	ES	54	53	98.15	DR.NILMADHAV PANDA	01
6	ECPC-LAB	54	54	100	J.MRUDULA/V.VENKATA LAKSHMI	NIL
7	AC-LAB	54	54	100	D.VENKATA RAMI REDDY/ CH.SURESH KUMAR	NIL
8	SIM LAB-II	54	53	98.15	S.KRISHNA PRIYA/A.SOWJANYA	01
9	GS	54	54	100	S.JYOTHIRMAYE/ D.VENKATA RAMI REDDY	NIL

**NUMBER OF STUDENTS FAILED IN SUBJECT WISE**

S. No.	Branch	Failed in one subject	Failed in two subjects	Failed in three subjects	Failed in four subjects	Failed in five & above subjects
1	ECE - E	07	NIL	04	NIL	01

### III B.Tech – II Sem – Regular Examinations, May 2019

#### RESULTS ANALYSIS

#### BRANCH: ELECTRONICS COMMUNICATION ENGINEERING-A (2016 BATCH)

#### OVERALL PASS PERCENTAGE (2016 BATCH)

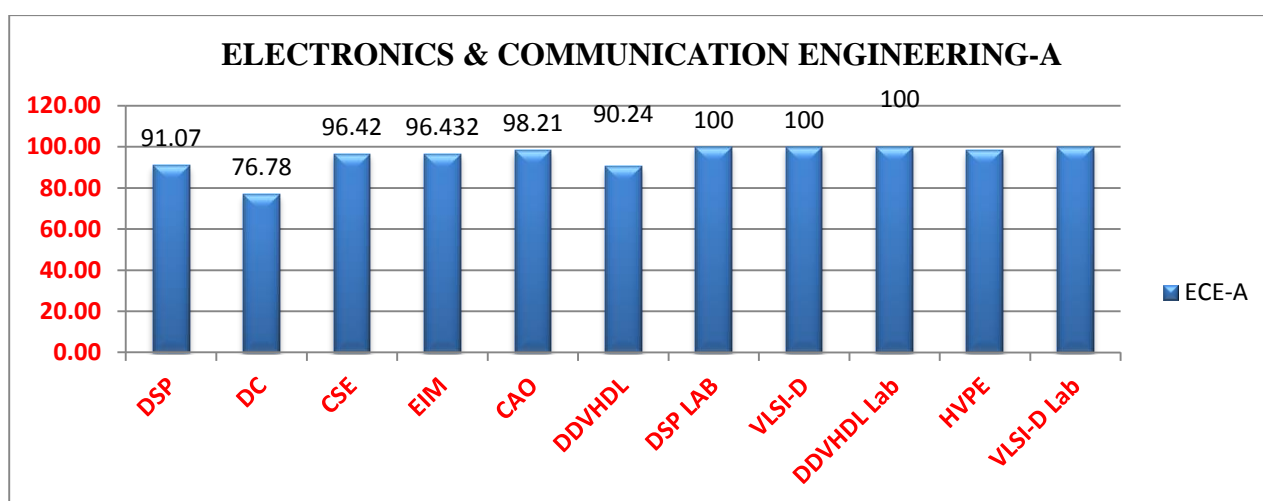
NUMBER OF STUDENTS APPEARED = 56

NUMBER OF STUDENTS PASSED = 41

NUMBER OF STUDENTS FAILED = 15

TOTAL PASS PERCENTAGE = 73.21

Batch	DSP	DC	CSE	EIM	CAO	VLSI-D	DDVHDL	DSP LAB	VLSI-D Lab	DDVHDL LAB	HVPE
<b>2016</b>	91.07	76.78	96.42	96.42	98.21	100	90.24	100	100	100	98.21



S. No.	Name of the Subject	No. of Students Appeared	No. Of Students Passed	Pass %	Name of the Faculty S/Shri/Ms	No. of Students Failed
1	DSP	56	51	91.07	Dr.C.Venkata Narasimhulu / K.Victor	<b>05</b>
2	DC	56	43	76.78	S.Krishna Priya / B.Mamatha	<b>13</b>
3	CSE	56	54	96.42	M.Krishna/ Y.Siva Rama Krishna	<b>02</b>
4	EIM	56	54	96.42	A.Subramanyam / P.Chandra Prakash	<b>02</b>
5	CAO	56	55	98.21	M.Laxmi / G.SreeLakshmi	<b>01</b>
6	DDVHDL	41	37	90.24	G.SreeLakshmi / Y.NagaLakshmi	<b>04</b>
7	DSP LAB	56	56	100	K.Victor/Y.Siva Rama Krishna	<b>Nil</b>
8	VLSI-D	15	15	100	Prof.OVPR.Siva Kumar / B.Mamatha	<b>Nil</b>
9	DDVHDL Lab	41	41	100	G.SreeLakshmi/M.Laxmi	<b>Nil</b>
10	HVPE	56	55	98.21	J.Vijaya Lakshmi	<b>01</b>
11	VLSI-D Lab	15	15	100	B.Mamatha/B.Jugal Kishore	<b>Nil</b>

#### NUMBER OF STUDENTS FAILED IN SUBJECT WISE

S. No.	Branch	Failed in one subject	Failed in two subjects	Failed in three subjects	Failed in four subjects	Failed in five & above subjects
1	ECE – A	9	3	1	1	1

## RESULTS ANALYSIS

**BRANCH: ELECTRONICS COMMUNICATION ENGINEERING-B (2016 BATCH)**

### OVERALL PASS PERCENTAGE (2016 BATCH)

NUMBER OF STUDENTS APPEARED = 61

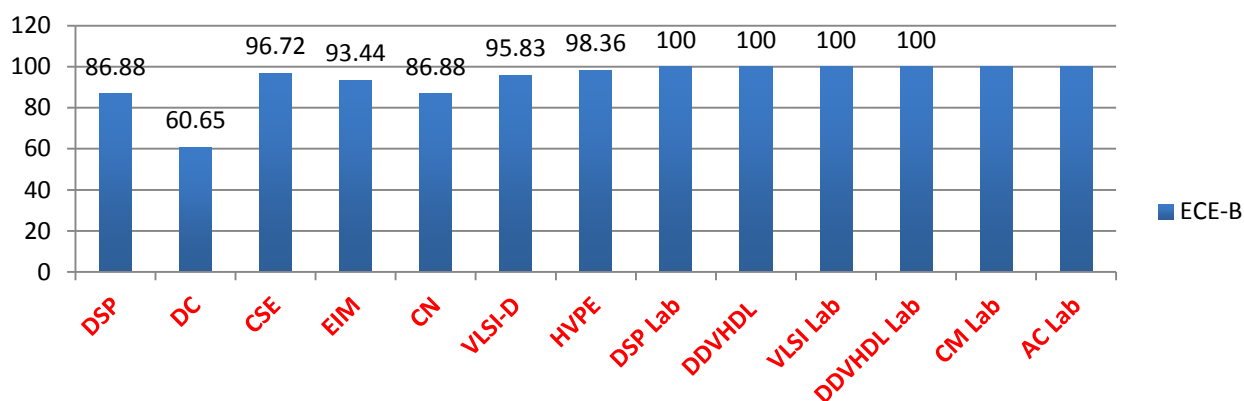
NUMBER OF STUDENTS PASSED = 35

NUMBER OF STUDENTS FAILED = 26

TOTAL PASS PERCENTAGE = 57.38

Batch	DSP	DC	CSE	EIM	CN	VLSI-D	HVPE	DSP Lab	DDVHDL	VLSI Lab	DDVHDL Lab	CM Lab	AC Lab
2016	86.88	60.65	96.72	93.44	86.88	95.83	95.83	100	100	100	100	100	100

### **ELECTRONICS & COMMUNICATION ENGINEERING-B**



S. No.	Name of the Subject	No. of Students Appeared	No. of Students Passed	Pass %	Name of the Faculty S/Shri/Ms	No. of Students Failed
1	DSP	61	53	86.88	Dr.V.Vineel Kumar / R.Odaiah	08
2	DC	61	37	60.65	P.Sudhakar / D.Venkata Rami Reddy	24
3	CSE	61	59	96.72	A.Sowjanya / M.Krishna	02
4	EIM	61	57	93.44	P.ChandraPrakash Reddy / A.Subramanyam	04
5	CN	61	53	86.88	B.Sreelatha / J.Bharathi	08
6	VLSI-D	48	46	95.83	Prof.OVPR.Siva Kumar / B.Mamatha	02
7	HVPE	61	60	98.36	J.Vijaya Lakshmi	01
8	DSP Lab	61	61	100	L.Kavya/M.Anand	Nil
9	DDVHDL	13	13	100	G.SreeLakshmi / M.Laxmi	Nil
10	VLSI Lab	48	48	100	B.Mamatha/B.Jugal Kishore	Nil
11	DDVHDL Lab	13	13	100	G.SreeLakshmi/M.Laxmi	Nil
12	CM Lab	03	03	100		Nil
13	AC Lab	02	02	100		Nil

### NUMBER OF STUDENTS FAILED IN SUBJECT WISE

S. No.	Branch	Failed in one subject	Failed in two subjects	Failed in three subjects	Failed in four subjects	Failed in five & above subjects
1	ECE - B	15	5	02	02	02

**III B.Tech – II Sem – Regular Examinations, May 2019**

## RESULTS ANALYSIS

**BRANCH: ELECTRONICS COMMUNICATION ENGINEERING-C (2016 BATCH)**

**OVERALL PASS PERCENTAGE (2016 BATCH)**

**NUMBER OF STUDENTS APPEARED = 58**

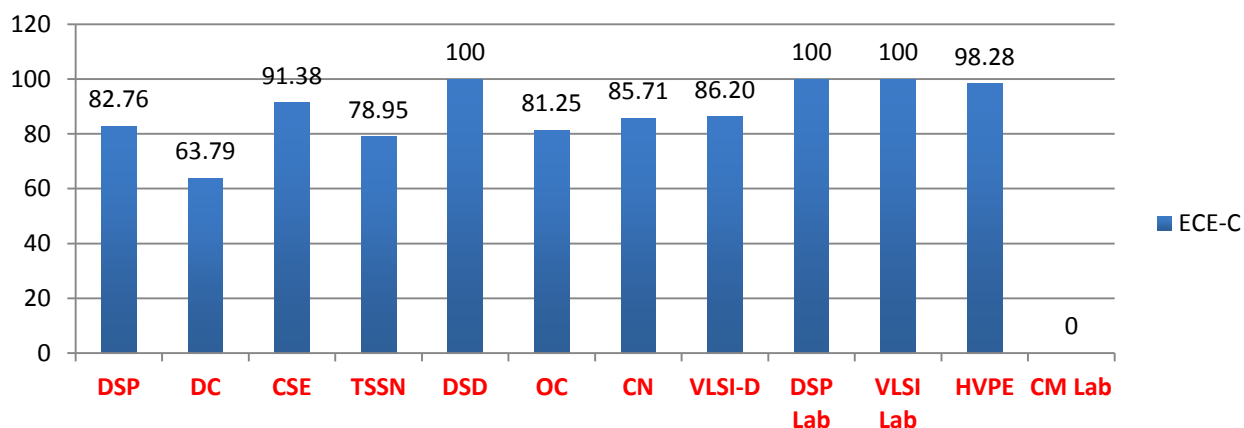
**NUMBER OF STUDENTS PASSED = 32**

**NUMBER OF STUDENTS FAILED = 26**

**TOTAL PASS PERCENTAGE = 55.17%**

Batch	DSP	DC	CSE	TSSN	DSD	OC	CN	VLSI-D	DSP Lab	VLSI Lab	HVPE	CM Lab
2016	82.76	63.79	91.38	78.95	100	81.25	85.71	86.20	100	100	98.28	0

**ELECTRONICS & COMMUNICATION ENGINEERING-C**



S. No.	Name of the Subject	No. of Students Appeared	No. Of Students Passed	Pass %	Name of the Faculty S/Shri/Ms	No. of Students Failed
1	DSP	58	48	82.76	Dr.V.Vineel Kumar / L.Kavya	10
2	DC	58	37	63.79	S.Krishna Priya / P.Sudhakar	21
3	CSE	58	53	91.38	M.Krishna / A.Shankar	05
4	TSSN	38	30	78.95	Y.Naga Lakshmi / M.Laxm	08
5	DSD	20	20	100	K.Somasekhara Rao / Ch.Sandeep	0
6	OC	16	13	81.25	M.Anand	03
7	CN	42	36	85.71	J.Bharathi / B.SreeLatha	06
8	VLSI-D	58	50	86.20	B.Jugal Kishore / Ch.Sandeep	08
9	DSP Lab	58	58	100	Dr.V.Vineel Kumar, B.Ramu	Nil
10	VLSI Lab	58	58	100	B.Jugal Kishore, S.Yagnasree	Nil
11	HVPE	58	57	98.28	B.P.S.Jyothi	01
12	CM Lab	01	0	0		01

**NUMBER OF STUDENTS FAILED IN SUBJECT WISE**

S. No.	Branch	Failed in one subject	Failed in two subjects	Failed in three subjects	Failed in four subjects	Failed in five & above subjects
1	ECE-C	10	05	03	06	02

**III B.Tech – II Sem – Regular Examinations, May 2019**

**RESULTS ANALYSIS**



**BRANCH: ELECTRONICS COMMUNICATION ENGINEERING-D (2016 BATCH)**

**OVERALL PASS PERCENTAGE (2016 BATCH)**

**NUMBER OF STUDENTS APPEARED = 56**

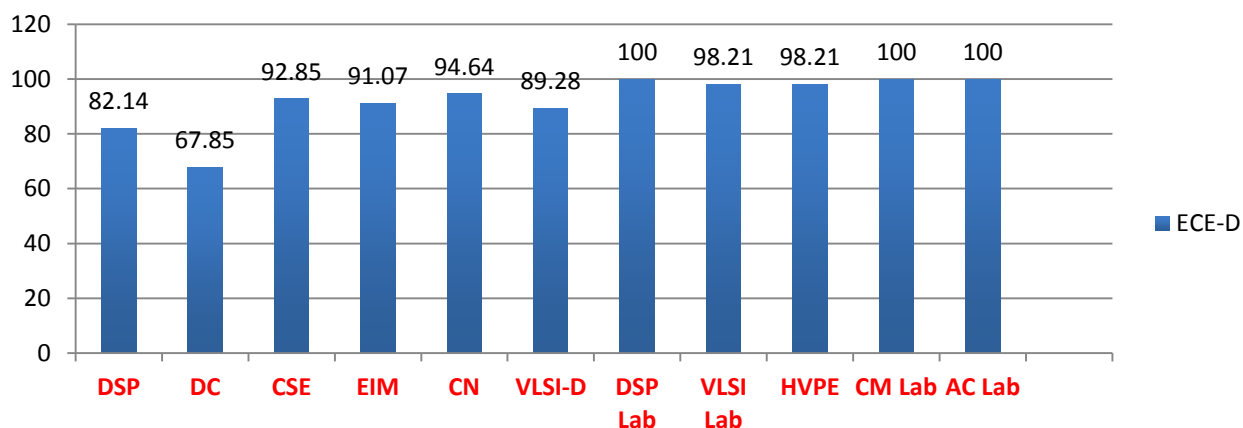
**NUMBER OF STUDENTS PASSED = 37**

**NUMBER OF STUDENTS FAILED = 19**

**TOTAL PASS PERCENTAGE = 66.07 %**

Batch	DSP	DC	CSE	EIM	CN	VLSI-D	DSP Lab	VLSI Lab	HVPE	CM Lab	AC Lab
2016	82.14	67.85	92.85	91.07	94.64	89.28	100	98.21	98.21	100	100

**ELECTRONICS & COMMUNICATION ENGINEERING-D**



S. No.	Name of the Subject	No. of Students Appeared	No. Of Students Passed	Pass %	Name of the Faculty S/Shri/Ms	No. of Students Failed
1	DSP	56	46	82.14	R.Odaiah / Dr.V.Vineel Kumar	10
2	DC	56	38	67.85	D.Venkata Rami Reddy / S.Krishna Priya	18
3	CSE	56	52	92.85	Y.Siva Rama Krishna/ M.Krishna	04
4	EIM	56	51	91.07	A.Subramanyam / P.Chandra Prakash	05
5	CN	56	53	94.64	B.Sreelatha / J.Bharathi	03
6	VLSI-D	56	50	89.28	Ch.Sandeep / M.Krishna Chaitanya	06
7	DSP Lab	56	56	100	R.Odaiah/Y.Siva Rama Krishna	Nil
8	VLSI Lab	56	55	98.21	Ch.Sandeep/M.Chathar Singh	01
9	HVPE	56	55	98.21	J.Vijaya Lakshmi	01
10	CM Lab	01	01	100		Nil
11	AC Lab	02	02	100		Nil

**NUMBER OF STUDENTS FAILED IN SUBJECT WISE**

S. No.	Branch	Failed in one subject	Failed in two subjects	Failed in three subjects	Failed in four subjects	Failed in five & above subjects
1.	ECE-D	08	05	01	02	03

**III B.Tech – II Sem – Regular Examinations, May’ 2019**

**RESULTS ANALYSIS**

**BRANCH: ELECTRONICS COMMUNICATION ENGINEERING-E (2016 BATCH)****OVERALL PASS PERCENTAGE (2016 BATCH)**

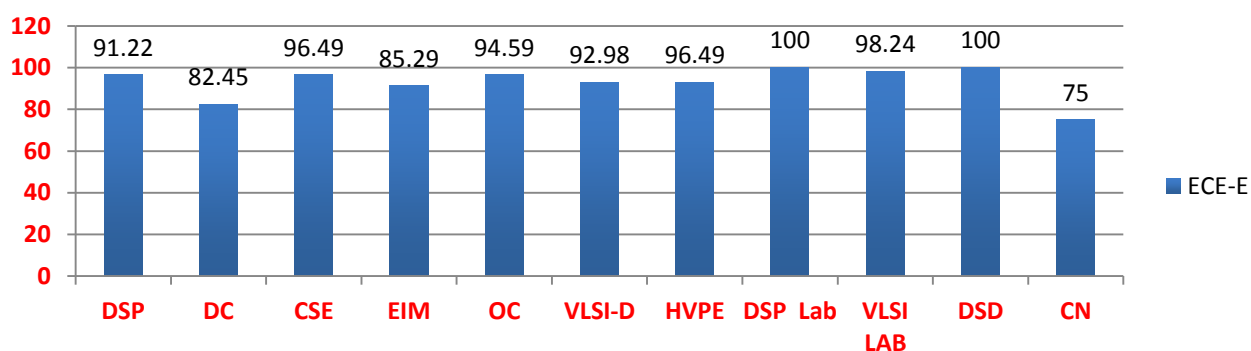
NUMBER OF STUDENTS APPEARED = 57

NUMBER OF STUDENTS PASSED = 42

NUMBER OF STUDENTS FAILED = 15

TOTAL PASS PERCENTAGE = 73.68%

Batch	DSP	DC	CSE	EIM	OC	VLSI-D	HVPE	DSP Lab	VLSI Lab	DSD	CN
2016	91.22	82.45	96.49	85.29	94.59	92.98	96.49	100	98.24	100	75

**ELECTRONICS & COMMUNICATION ENGINEERING-E**

S. No.	Name of the Subject	No. of Students Appeared	No. Of Students Passed	Pass %	Name of the Faculty S/Shri/Ms	No. of Students Failed
1	DSP	57	52	91.22	L.Kavya/K.Victo	05
2	DC	57	47	82.45	B.Mamatha / S.KrishnaPriya	10
3	CSE	57	55	96.49	A.Shankar / A.Sowjanya	02
4	EIM	34	29	85.29	P.Chandra Prakash Reddy / A.Subramanyam	05
5	OC	37	35	94.59	M.Anand	02
6	VLSI-D	57	53	92.98	M.Krishna Chaitanya / B.Jugal Kishore	04
7	HVPE	57	55	96.49	B.P.S.Jyothi	02
8	DSP Lab	57	57	100	A.Shankar/L.Kavya/K.Victor	Nil
9	VLSI LAB	57	56	98.24	M.Krishna Chaitanya/B.Mamatha	01
10	DSD	23	23	100	K.Somasekhara Rao / Ch.Sandeep	Nil
11	CN	20	15	75	J.Bharathi	05

**NUMBER OF STUDENTS FAILED IN SUBJECT WISE**

S. No.	Branch	Failed in one subject	Failed in two subjects	Failed in three subjects	Failed in four subjects	Failed in five & above subjects
1	ECE - E	8	2	NIL	2	3

IV.YEAR II SEM B.TECH REGULAR EXAMINATIONS, MAY, 2019

**RESULTS ANALYSIS**

**BRANCH: ELECTRONICS AND COMMUNICATION ENGINEERING - A (2015 BATCH)**

**OVERALL PASS PERCENTAGE (2015 BATCH)**

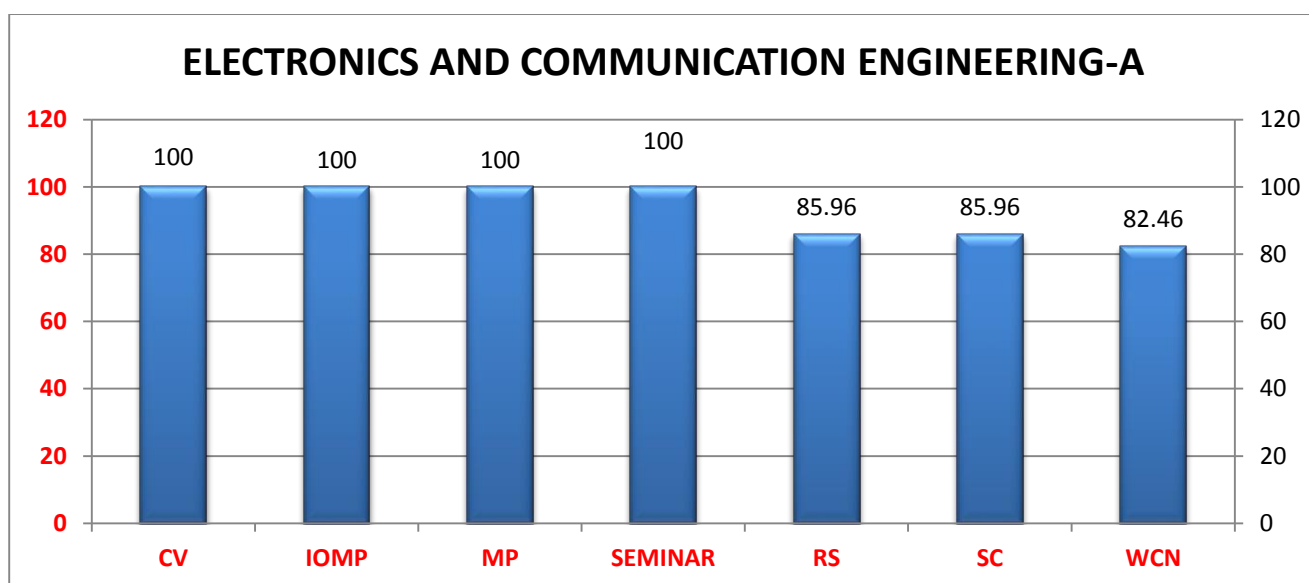
**NUMBER OF STUDENTS APPEARED = 57**

**NUMBER OF STUDENTS PASSED = 42**

**NUMBER OF STUDENTS FAILED = 15**

**TOTAL PASS PERCENTAGE = 73.68 %**

BATCH	CV	IOMP	MP	SEMINAR	RS	SC	WCN
2015	100	100	100	100	85.96	85.96	82.46



S. No.	Name of the Subject	No. of Students Appeared	No. Of Students Passed	Pass %	Name of the Faculty S/Shri/Ms	No. of Students Failed
1	CV	57	57	100	Dr.C.Venkata Narasimhulu	NIL
2	IOMP	57	57	100		NIL
3	MP	57	57	100	Dr.C.Venkata Narasimhulu/R.Odaih	NIL
4	SEMINAR	57	57	100	Dr.C.Venkata Narasimhulu	NIL
5	RS	57	49	85.96	B.Ramu	8
6	SC	57	49	85.96	Dr.V.Satya Srinivas	8
7	WCN	57	47	82.46	K.Victor	10

**NUMBER OF STUDENTS FAILED IN SUBJECT WISE**

S. No.	Branch	Failed in one subject	Failed in two subjects	Failed in three subjects	Failed in four subjects	Failed in five & above subjects
1	ECE-A	09	01	05	NIL	NIL

**IV.YEAR II SEM B.TECH REGULAR EXAMINATIONS, MAY, 2019**

**RESULTS ANALYSIS**

**BRANCH: ELECTRONICS AND COMMUNICATION ENGINEERING - B (2015 BATCH)**

**OVERALL PASS PERCENTAGE (2015 BATCH)**

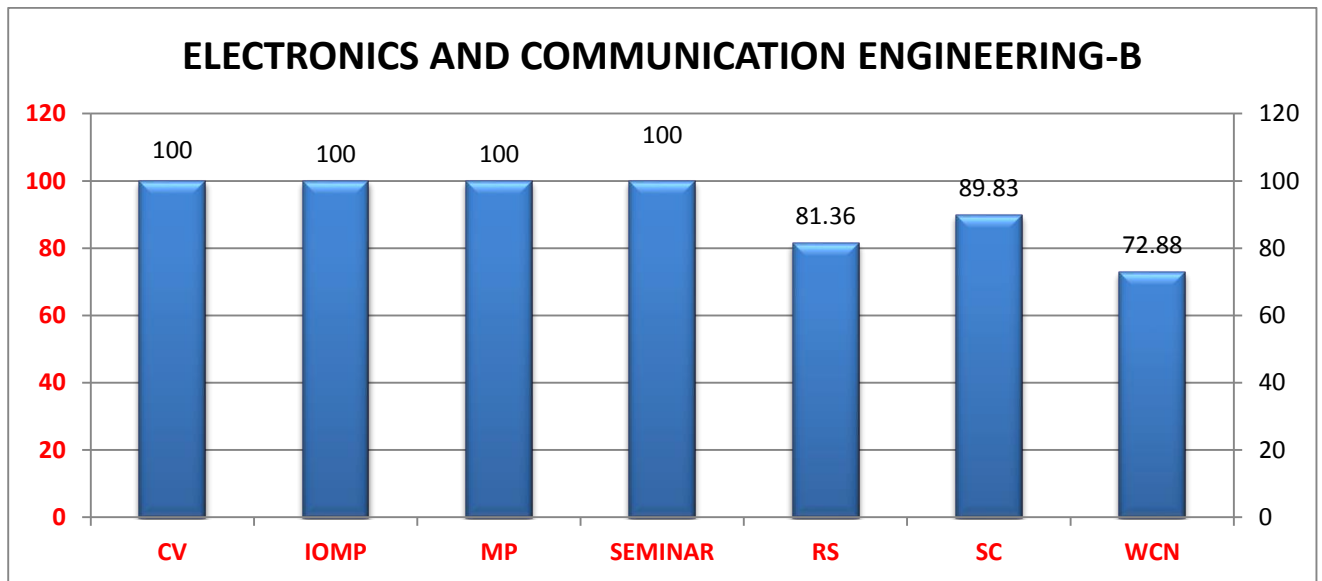
**NUMBER OF STUDENTS APPEARED = 59**

**NUMBER OF STUDENTS PASSED = 37**

**NUMBER OF STUDENTS FAILED = 22**

**TOTAL PASS PERCENTAGE = 62.71 %**

BATCH	CV	IOMP	MP	SEMINAR	RS	SC	WCN
2015	100	100	100	100	81.36	89.83	72.88



S. No.	Name of the Subject	No. of Students Appeared	No. Of Students Passed	Pass %	Name of the Faculty S/Shri/Ms	No. of Students Failed
1	CV	59	59	100	Prof.K.Somasekhara Rao	NIL
2	IOMP	59	59	100		NIL
3	MP	59	59	100	Prof.K.Somasekhara Rao/ G..SreeLakshmi	NIL
4	SEMINAR	59	59	100	Prof.K.Somasekhara Rao	NIL
5	RS	59	48	81.36	Dr.R.S.Raju / B.Ramu	11
6	SC	59	53	89.83	P.Naresh Kumar	6
7	WCN	59	43	72.88	V.Savithri Padma Priya	16

**NUMBER OF STUDENTS FAILED IN SUBJECT WISE**

S. No.	Branch	Failed in one subject	Failed in two subjects	Failed in three subjects	Failed in four subjects	Failed in five & above subjects
1	ECE-B	14	05	03	NIL	NIL

**IV.YEAR II SEM B.TECH REGULAR EXAMINATIONS, MAY, 2019**

**RESULTS ANALYSIS**

**BRANCH: ELECTRONICS AND COMMUNICATION ENGINEERING-C (2015 BATCH)**

**OVERALL PASS PERCENTAGE (2015 BATCH)**

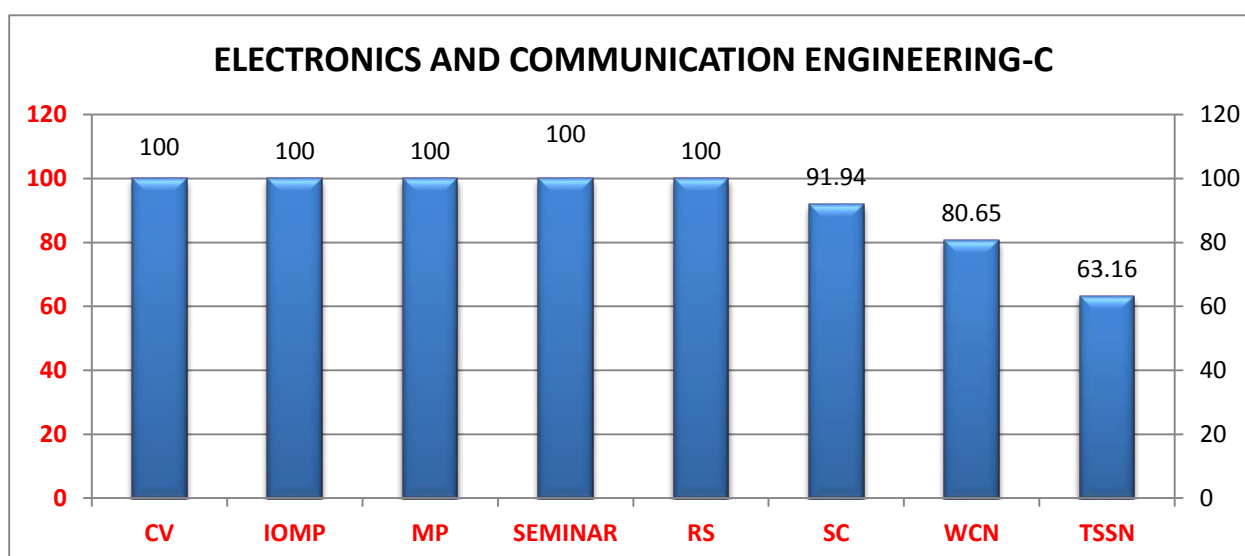
**NUMBER OF STUDENTS APPEARED = 62**

**NUMBER OF STUDENTS PASSED = 41**

**NUMBER OF STUDENTS FAILED = 21**

**TOTAL PASS PERCENTAGE = 66.13 %**

BATCH	CV	IOMP	MP	SEMINAR	RS	SC	WCN	TSSN
2015	100	100	100	100	100	91.94	80.65	63.16



S. No.	Name of the Subject	No. of Students Appeared	No. Of Students Passed	Pass %	Name of the Faculty S/Shri/Ms	No. of Students Failed
1	CV	62	62	100	Prof.OVPR.Siva Kumar	NIL
2	IOMP	62	62	100		NIL
3	MP	62	62	100	Prof.OVPR.Siva Kumar/ P.Sudhakar	NIL
4	SEMINAR	62	62	100	Prof.OVPR.Siva Kumar	NIL
5	RS	24	24	100	P.Sudhakar	NIL
6	SC	62	57	91.94	B.Suneetha	5
7	WCN	62	50	80.65	M.Anand	12
8	TSSN	38	24	63.16	Y.Naga Lakshmi	14

**NUMBER OF STUDENTS FAILED IN SUBJECT WISE**

S. No.	Branch	Failed in one subject	Failed in two subjects	Failed in three subjects	Failed in four subjects	Failed in five & above subjects
1	ECE-C	14	04	03	NIL	NIL

**IV.YEAR II SEM B.TECH REGULAR EXAMINATIONS, MAY, 2019**

**RESULTS ANALYSIS**

**BRANCH: ELECTRONICS AND COMMUNICATION ENGINEERING-D (2015 BATCH)**

**OVERALL PASS PERCENTAGE (2011 BATCH)**

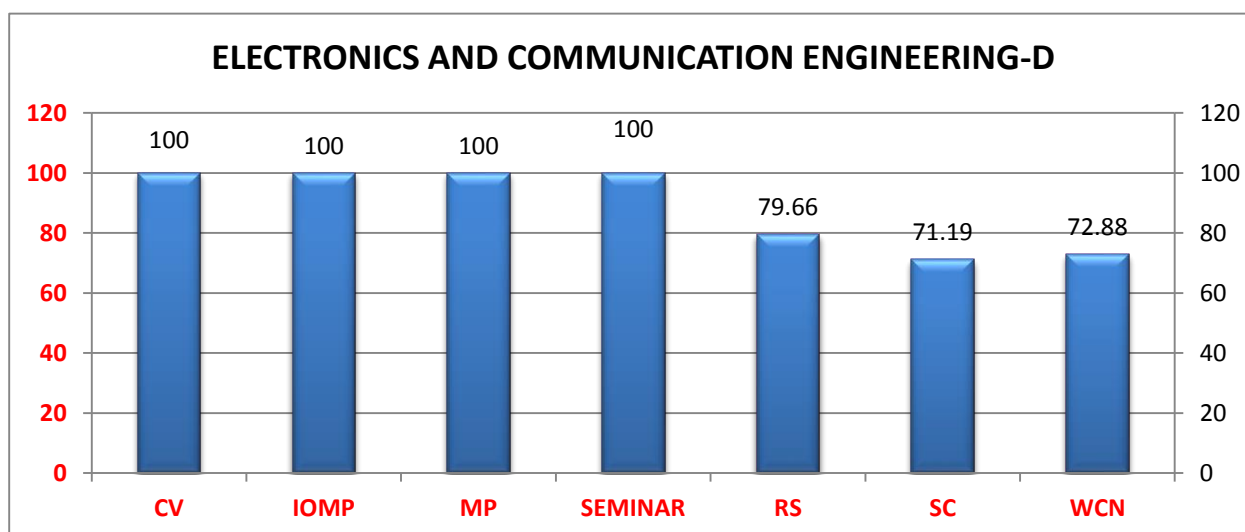
**NUMBER OF STUDENTS APPEARED = 59**

**NUMBER OF STUDENTS PASSED = 32**

**NUMBER OF STUDENTS FAILED = 27**

**TOTAL PASS PERCENTAGE = 54.23 %**

Batch	CV	IOMP	MP	SEMINAR	RS	SC	WCN
<b>2015</b>	100	100	100	100	79.66	71.19	72.88



S. No.	Name of the Subject	No. of Students Appeared	No. Of Students Passed	Pass %	Name of the Faculty S/Shri/Ms	No. of Students Failed
1	CV	59	59	100	Dr.S.Suryanarayan	NIL
2	IOMP	59	59	100		NIL
3	MP	59	59	100	Dr.S.Suryanarayana/ M.Laxmi	NIL
4	SEMINAR	59	59	100	Dr.S.Suryanarayana	NIL
5	RS	59	47	79.66	P.Sudhakar	12
6	SC	59	42	71.19	V.Sirisha	17
7	WCN	59	43	72.88	V.Venkata Lakshmi	16

**NUMBER OF STUDENTS FAILED IN SUBJECT WISE**

S. No.	Branch	Failed in one subject	Failed in two subjects	Failed in three subjects	Failed in four subjects	Failed in five & above subjects
1	ECE-D	13	10	04	NIL	NIL