

## RESULTS ANALYSIS 2018-19- I semester

### II B.Tech I SEM REGULAR EXAMINATIONS, NOV - 2018

#### BRANCH: ELECTRONICS COMMUNICATION ENGINEERING- A (2017 BATCH)

#### OVERALL PASS PERCENTAGE (2017 BATCH)

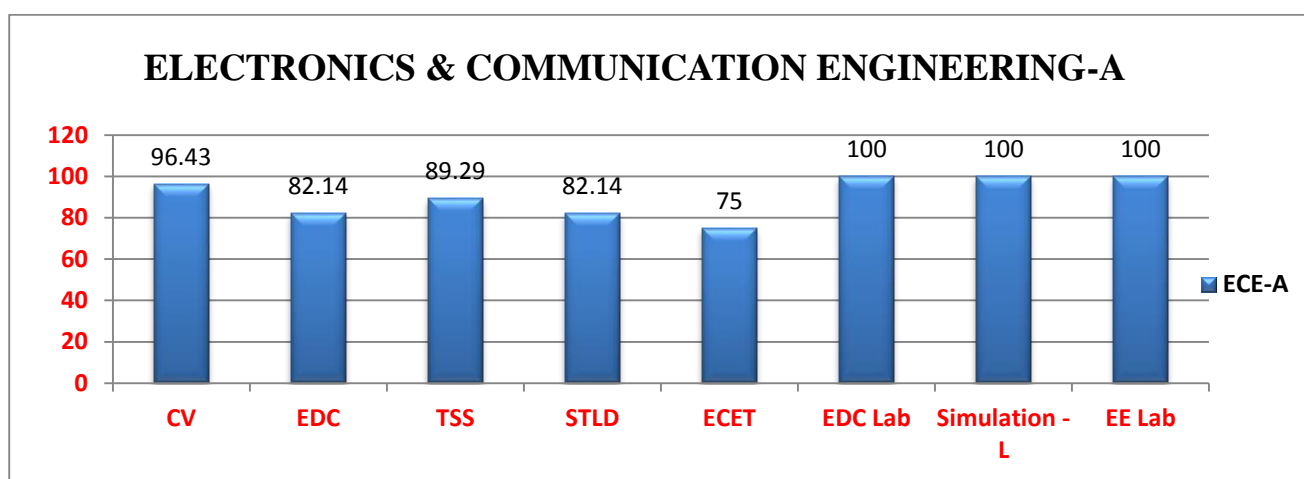
NUMBER OF STUDENTS APPEARED = 56

NUMBER OF STUDENTS PASSED = 37

NUMBER OF STUDENTS FAILED = 19

TOTAL PASS PERCENTAGE = 66.07%

BATCH	CV	EDC	TSS	STLD	ECET	EDC LAB	SIMULATION LAB	EE LAB
<b>2017</b>	96.43	82.14	89.29	82.14	75.00	100	100	100



S. No.	Name of the Subject	No. of Students Appeared	No. Of Students Passed	Pass %	Name of the Faculty Mr./Mrs	No. of Students Failed
1	CV	56	54	96.43	DR.A.PADMA	<b>2</b>
2	EDC	56	46	82.14	B.UMARANI / DR.S.SURYANARAYANA	<b>10</b>
3	TSS	56	50	89.29	DRR.C.V.NARASIMHULLU / L.KAVYA	<b>6</b>
4	STLD	56	46	82.14	B.SREELATHA	<b>10</b>
5	ECET	56	42	75.00	V.PADMAJA	<b>14</b>
6	EDC Lab	56	56	100.00	M.UMARANI/ RVNR.SUNEEL KRISHNA	<b>0</b>
7	SIMULATION -L	56	56	100.00	DR.VINEEL KUMAR/L.KAVYA/K.VICTOR	<b>0</b>
8	EE Lab	56	56	100.00	V.PADMAJA/PRADEEP/MANJUL KHARE	<b>0</b>

#### NUMBER OF STUDENTS FAILED IN SUBJECT WISE

S. No.	Branch	Failed in one subject	Failed in two subjects	Failed in three subjects	Failed in four subjects	Failed in five & above subjects
1	ECE - A	<b>08</b>	<b>02</b>	<b>06</b>	<b>02</b>	<b>01</b>

## II B.Tech I SEM REGULAR EXAMINATIONS, NOV - 2018

### RESULTS ANALYSIS

#### BRANCH: ELECTRONICS COMMUNICATION ENGINEERING-B (2017 BATCH)

#### OVERALL PASS PERCENTAGE (2017 BATCH)

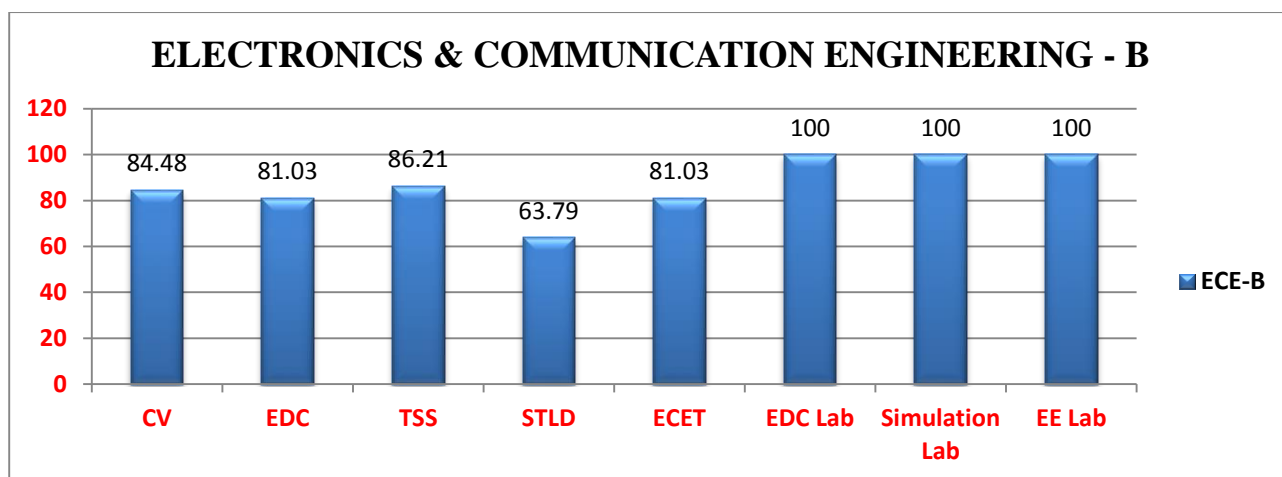
NUMBER OF STUDENTS APPEARED = 58

NUMBER OF STUDENTS PASSED = 32

NUMBER OF STUDENTS FAILED = 26

TOTAL PASS PERCENTAGE = 55.17%

BATCH	CV	EDC	TSS	STLD	ECET	EDC LAB	SIMULATION LAB	EE LAB
<b>2017</b>	84.48	81.03	86.21	63.79	81.03	100	100	100



S. No.	Name of the Subject	No. of Students Appeared	No. Of Students Passed	Pass %	Name of the Faculty S/Shri/Ms	No. of Students Failed
1	CV	58	49	84.48	DR.A.PADMA	09
2	EDC	58	47	81.03	U.APPALARAJU	11
3	TSS	58	50	86.21	M.SOWJANYA / DR.C.V.NARASIMHULU	08
4	STLD	58	37	63.79	DR.S.UDAYA KUMAR / B.UMARANI	21
5	ECET	58	47	81.03	V.PADMAJA	11
6	EDC Lab	58	58	100.00	U.APPALARAJU/V.SAVITHRI PADMAPRIYA	0
7	SIMULATION-L	58	58	100.00	M.SOWJANYA/DR.VINEEL KUMAR	0
8	EE Lab	58	58	100.00	M.PRADEEP/V.PADMAJA/AZRA ZAINEB	0

#### NUMBER OF STUDENTS FAILED IN SUBJECT WISE

S. No.	Branch	Failed in one subject	Failed in two subjects	Failed in three subjects	Failed in four subjects	Failed in five & above subjects
1	ECE - B	10	06	05	03	02

**II B.Tech I SEM REGULAR EXAMINATIONS, NOV - 2018**

**RESULTS ANALYSIS**

**BRANCH: ELECTRONICS COMMUNICATION ENGINEERING - C (2017 BATCH)**

**OVERALL PASS PERCENTAGE (2017 BATCH)**

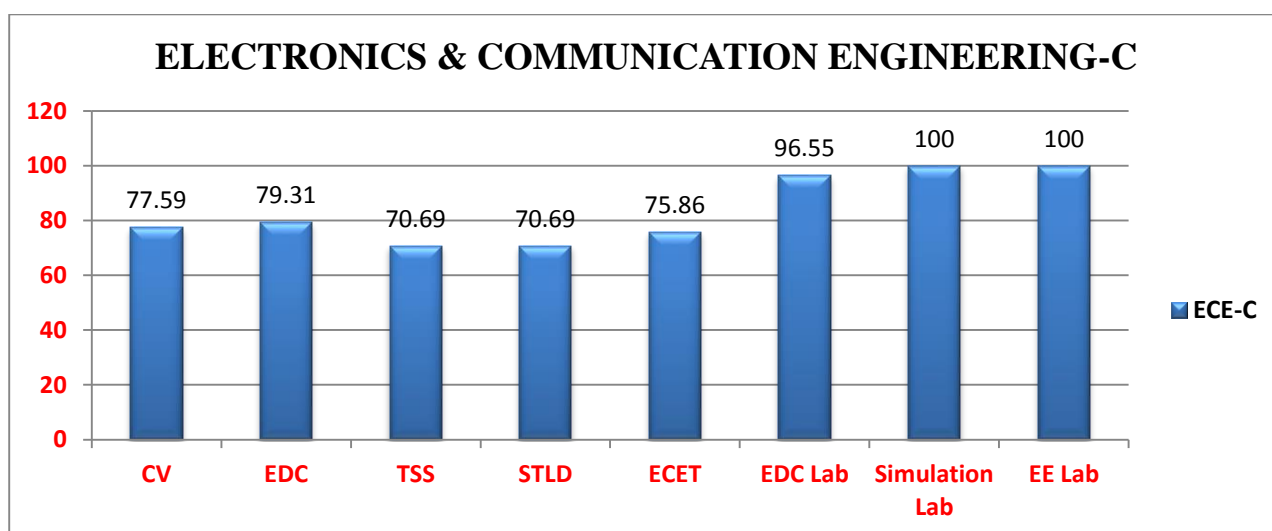
**NUMBER OF STUDENTS APPEARED = 58**

**NUMBER OF STUDENTS PASSED = 33**

**NUMBER OF STUDENTS FAILED = 25**

**TOTAL PASS PERCENTAGE = 56.90%**

<b>BATCH</b>	<b>CV</b>	<b>EDC</b>	<b>TSS</b>	<b>STLD</b>	<b>ECET</b>	<b>EDC Lab</b>	<b>Simulation Lab</b>	<b>EE Lab</b>
<b>2017</b>	77.59	79.31	70.69	70.69	75.86	96.55	100	100



S. No.	Name of the Subject	No. of Students Appeared	No. Of Students Passed	Pass %	Name of the Faculty S/Shri/Ms	No. of Students Failed
1	CV	58	45	77.59	DR.A.PADMA	13
2	EDC	58	46	79.31	DR.S.SURYANARAYANA / B.SUNEETHA	12
3	TSS	58	41	70.69	A.SHANKAR	17
4	STLD	58	41	70.69	D.SONY/ PROF.K.SOMASEKHARA RAO	17
5	ECET	58	44	75.86	K.NAGARAJU	14
6	EDC Lab	58	56	96.55	B.SUNEETHA/J.BHARATHI/	2
7	Simulation Lab	58	58	100.00	A.SHANKAR/DR.V.SATYA SRINIVAS	0
8	EE Lab	58	58	100.00	K.NAGARAJU/AZRA ZAINEB	0

**NUMBER OF STUDENTS FAILED IN SUBJECT WISE**

S. No.	Branch	Failed in one subject	Failed in two subjects	Failed in three subjects	Failed in four subjects	Failed in five & above subjects
1	ECE - C	02	10	04	04	05

## RESULTS ANALYSIS

### BRANCH: ELECTRONICS COMMUNICATION ENGINEERING - D (2017 BATCH) OVERALL PASS PERCENTAGE (2017 BATCH)

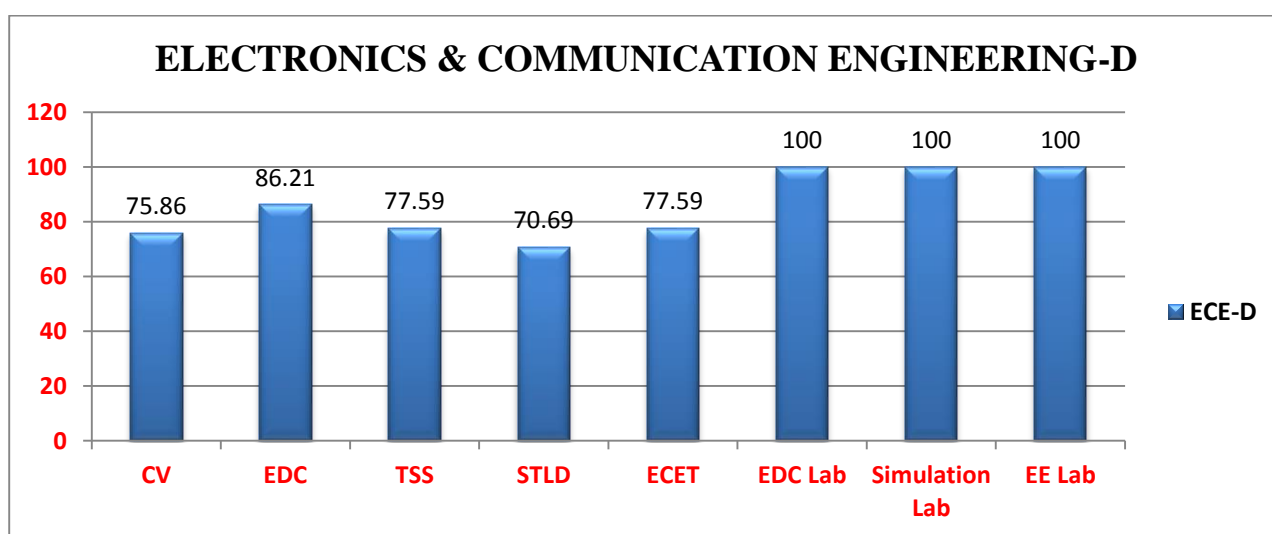
NUMBER OF STUDENTS APPEARED = 58

NUMBER OF STUDENTS PASSED = 32

NUMBER OF STUDENTS FAILED = 26

TOTAL PASS PERCENTAGE = 55.17%

BATCH	CV	EDC	TSS	STLD	ECET	EDC Lab	Simulation Lab	EE Lab
2017	75.86	86.21	77.59	70.69	77.59	100	100	100



S. No.	Name of the Subject	No. of Students Appeared	No. Of Students Passed	Pass %	Name of the Faculty Mr/Mrs	No. of Students Failed
1	CV	58	44	75.86	DR.SK.NUSLIN BIBI	14
2	EDC	58	50	86.21	U.APPALARAJU	8
3	TSS	58	45	77.59	R.ODIAIH	13
4	STLD	58	41	70.69	PROF.K.SOMASEKHARA RAO/ G.VENKAT RAO	17
5	ECET	58	45	77.59	K.NAGARAJU	13
6	EDC Lab	58	58	100.00	U.APPALARAJU/B.SUNEETHA	0
7	Simulation-L	58	58	100.00	R.ODIAIH/L.KAVYA	0
8	EE Lab	58	58	100.00	V.SATYA/M.PRADEEP	0

### NUMBER OF STUDENTS FAILED IN SUBJECT WISE

S. No.	Branch	Failed in one subject	Failed in two subjects	Failed in three subjects	Failed in four subjects	Failed in five & above subjects
1	ECE - D	10	02	08	03	03

II B.Tech I SEM REGULAR EXAMINATIONS, NOV - 2018

## RESULTS ANALYSIS

**BRANCH: ELECTRONICS COMMUNICATION ENGINEERING - E (2017 BATCH)****OVERALL PASS PERCENTAGE (2017 BATCH)**

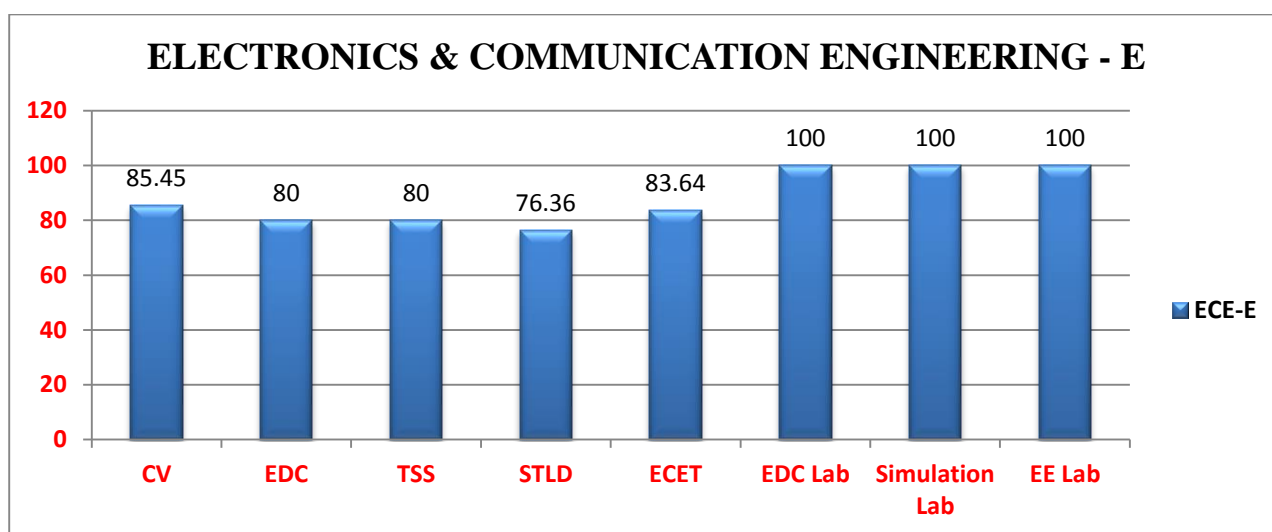
NUMBER OF STUDENTS APPEARED = 55

NUMBER OF STUDENTS PASSED = 39

NUMBER OF STUDENTS FAILED = 16

TOTAL PASS PERCENTAGE = 70.91%

BATCH	CV	EDC	TSS	STLD	ECET	EDC Lab	Simulation Lab	EE Lab
2017	85.45	80.00	80.00	76.36	83.64	100	100	100



S. No.	Name of the Subject	No. of Students Appeared	No. Of Students Passed	Pass %	Name of the Faculty Mr//Ms	No. of Students Failed
1	CV	55	47	85.45	MRS.P.SAILAJA	8
2	EDC	55	44	80.00	J.MRUDULA / J.BHARATHI	11
3	TSS	55	44	80.00	S.JYOTHIRMAYE	11
4	STLD	55	42	76.36	S.VASU KRISHNA	13
5	ECET	55	46	83.64	D.SOWJANYA	9
6	EDC Lab	55	55	100.00	BHARATHI/RVNR.SUNEEL KRISHNA	0
7	Simulation -L	55	55	100.00	S.JYOTHIRMAYE/M.SOWJANYA	0
8	EE Lab	55	55	100.00	D.SOWJANYA/V.SATYA	0

**NUMBER OF STUDENTS FAILED IN SUBJECT WISE**

S. No.	Branch	Failed in one subject	Failed in two subjects	Failed in three subjects	Failed in four subjects	Failed in five & above subjects
1	ECE - E	04	02	02	03	05

III B.Tech – I Sem – Regular Examinations, Nov 2018

**RESULTS ANALYSIS**

## BRANCH: ELECTRONICS COMMUNICATION ENGINEERING-A (2016 BATCH)

### OVERALL PASS PERCENTAGE (2016 BATCH)

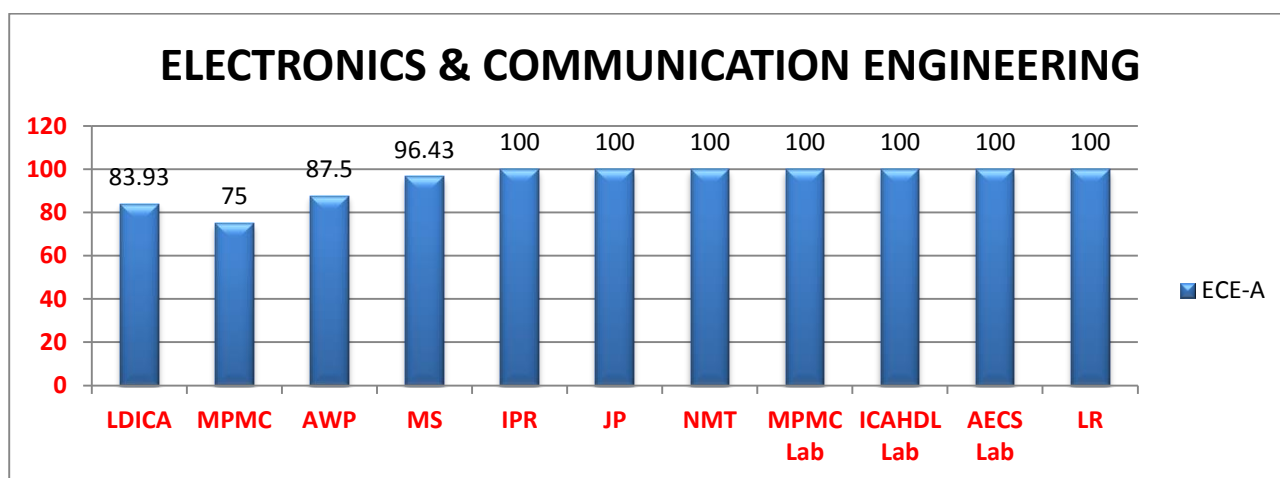
NUMBER OF STUDENTS APPEARED = 56

NUMBER OF STUDENTS PASSED =38

NUMBER OF STUDENTS FAILED =18

TOTAL PASS PERCENTAGE = 67.85%

Batch	LDICA	MPMC	AWP	MS	IPR	JP	NMT	MPMC Lab	ICA&HDL Lab	AECS Lab	LR
2016	83.93	75	87.5	96.43	100	100	100	100	100	100	100



S. No.	Name of the Subject	No. of Students Appeared	No. Of Students Passed	Pass %	Name of the Faculty S/Shri/Ms	No. of Students Failed
1	LDICA	56	47	83.93	B.Mamatha / Prof.OVPR.Siva Kumar	9
2	MPMC	56	42	75.00	M.Anand / Dr.P.Vijay Bhaskar	14
3	AWP	56	49	87.50	Prof.B.Hari Kumar / A.Sowjanya	7
4	MS	56	54	96.43	Mrs.Lavanya	2
5	IPR	09	09	100.00	BPS.Jyothi	0
6	JP	28	28	100.00	S.Ramanjaneyulu / Y.Siva / G.Swapna	0
7	NMT	19	19	100.00	K.Niranjan Kumar	0
8	MPMC Lab	56	56	100.00	M.Anand, G.Venkat Rao, B.Sreelatha	0
9	ICAHDL Lab	56	56	100.00	B.Mamatha, S.Jyothirmaye	0
10	AECS Lab	56	56	100.00	Mrs.Sharmila Deshmukh	0
11	LR	56	56	100.00	Mr.K.Nagaraju	0

### NUMBER OF STUDENTS FAILED IN SUBJECT WISE

S. No.	Branch	Failed in one subject	Failed in two subjects	Failed in three subjects	Failed in four subjects	Failed in five & above subjects
	ECE - A	11	01	05	01	NIL

III B.Tech – I Sem – Regular Examinations, Nov 2018

### RESULTS ANALYSIS

## BRANCH: ELECTRONICS COMMUNICATION ENGINEERING-B (2016 BATCH)

### OVERALL PASS PERCENTAGE (2016 BATCH)

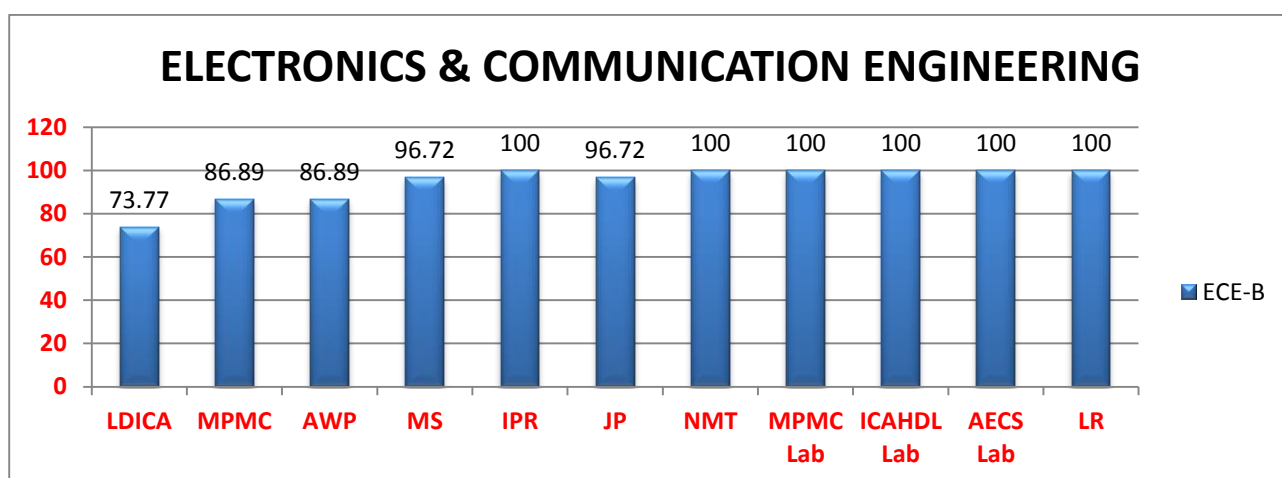
NUMBER OF STUDENTS APPEARED = 61

NUMBER OF STUDENTS PASSED = 42

NUMBER OF STUDENTS FAILED =19

TOTAL PASS PERCENTAGE =68.85%

Batch	LDICA	MPMC	AWP	MS	IPR	JP	NMT	MPMC Lab	ICA&HDL Lab	AECS Lab	LR
2016	73.77	86.89	86.89	96.72	100	96.72	100	100	100	100	100



S. No.	Name of the Subject	No. of Students Appeared	No. Of Students Passed	Pass %	Name of the Faculty S/Shri/Ms	No. of Students Failed
1	LDICA	61	45	73.77	P.Sudhakar	16
2	MPMC	61	53	86.89	G.SreeLakshmi	8
3	AWP	61	53	86.89	A.Sowjanya/ Prof.B.Hari Kumar	8
4	MS	61	59	96.72	Mrs.Aruna	2
5	IPR	16	16	100.00	BPS.Jyothi	0
6	JP	27	25	96.72	S.Ramanjaneyulu / Y.Siva	2
7	NMT	17	17	100.00	K.Niranjan Kumar	0
8	MPMC Lab	61	61	100.00	G.SreeLakshmi, Ch.Sandeep,	0
9	ICAHDL Lab	61	61	100.00	P.Sudhakar, B.Jugal Kishore	0
10	AECS Lab	61	61	100.00	Mrs.Sharmila Deshmukh	0
11	LR	61	61	100.00	Mrs.P.Sailaja	0

### NUMBER OF STUDENTS FAILED IN SUBJECT WISE

S. No.	Branch	Failed in one subject	Failed in two subjects	Failed in three subjects	Failed in four subjects	Failed in five & above subjects
	ECE – B	9	4	5	1	0

III B.Tech – I Sem – Regular Examinations, Nov 2018

### RESULTS ANALYSIS

## BRANCH: ELECTRONICS COMMUNICATION ENGINEERING-C (2016 BATCH)

### OVERALL PASS PERCENTAGE (2016 BATCH)

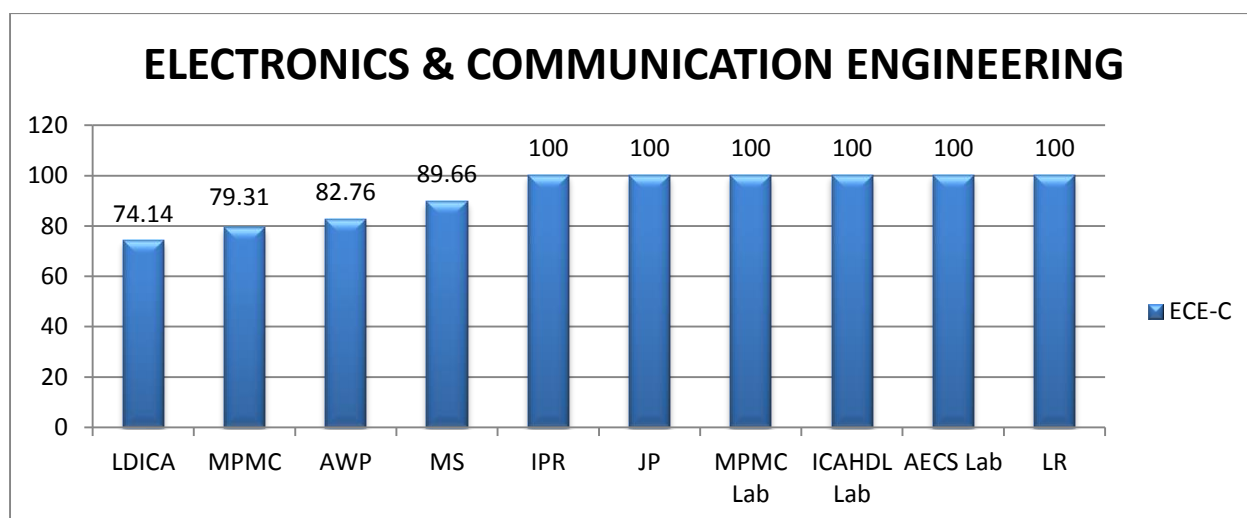
NUMBER OF STUDENTS APPEARED = 58

NUMBER OF STUDENTS PASSED = 38

NUMBER OF STUDENTS FAILED = 20

TOTAL PASS PERCENTAGE = 65.51%

Batch	LDICA	MPMC	AWP	MS	IPR	JP	MPMC Lab	ICA&H DL Lab	AECS Lab	LR
2016	74.14	79.31	82.76	89.66	100	100	100	100	100	100



S. No.	Name of the Subject	No. of Students Appeared	No. of Students Passed	Pass %	Name of the Faculty S/Shri/Ms	No. of Students Failed
1	LDICA	58	43	74.14	P.Sudhakar	15
2	MPMC	58	46	79.31	Dr.P.Vijay Bhaskar	12
3	AWP	58	48	82.76	P.Naresh Kumar	10
4	MS	58	52	89.66	Mrs.Vijaya Lakshmi	6
5	IPR	34	34	100.00	BPS.Jyothi	0
6	JP	24	24	100.00	S.Ramanjaneyulu / Y.Siva	0
7	MPMC Lab	58	58	100.00	M.Laxmi, TN.Swetha	0
8	ICAHDL Lab	58	58	100.00	P.Sudhakar, C1:V.Venkata Lakshmi	0
9	AECS Lab	58	58	100.00	Mrs.Sharmila Deshmukh	0
10	LR	58	58	100.00	Dr.A.Padma	0

### NUMBER OF STUDENTS FAILED IN SUBJECT WISE

S. No.	Branch	Failed in one subject	Failed in two subjects	Failed in three subjects	Failed in four subjects	Failed in five & above subjects
1	ECE - C	07	05	06	02	0

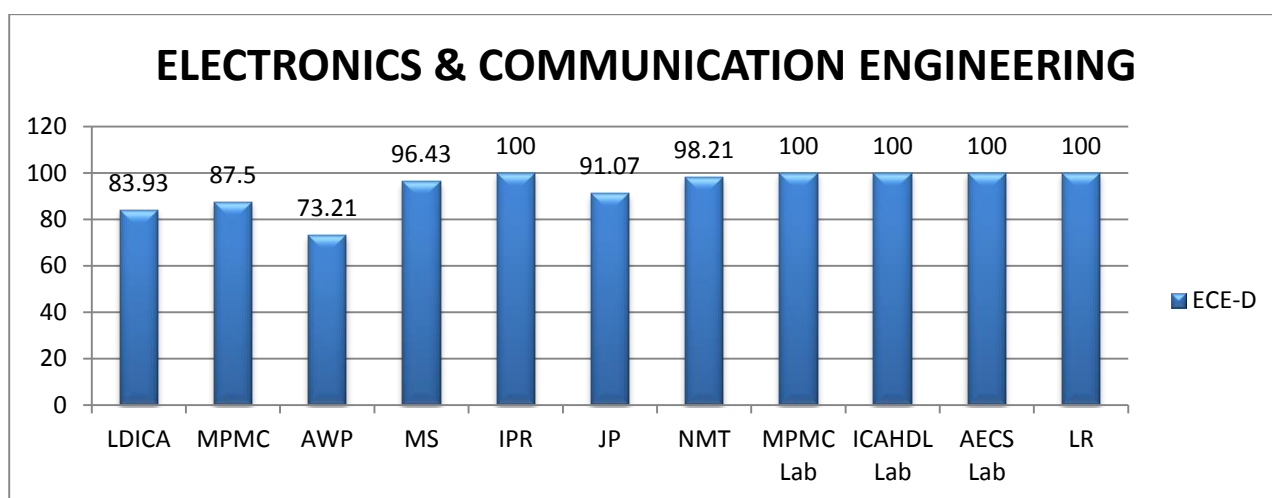
III B.Tech – I Sem – Regular Examinations, Nov 2018

### RESULTS ANALYSIS



**BRANCH: ELECTRONICS COMMUNICATION ENGINEERING-D (2016 BATCH)****OVERALL PASS PERCENTAGE (2016 BATCH)****NUMBER OF STUDENTS APPEARED = 56****NUMBER OF STUDENTS PASSED = 36****NUMBER OF STUDENTS FAILED = 20****TOTAL PASS PERCENTAGE =64.28%**

Batch	LDICA	MPMC	AWP	MS	IPR	JP	NMT	MPMC Lab	ICA&HDL Lab	AECS Lab	LR
2016	83.93	87.5	73.21	96.43	100	91.07	98.21	100	100	100	100



S. No.	Name of the Subject	No. of Students Appeared	No. Of Students Passed	Pass %	Name of the Faculty S/Shri/Ms	No. of Students Failed
1	LDICA	56	47	83.93	Prof.OVPR.Siva Kumar/ M.Krishna*	9
2	MPMC	56	49	87.50	M.Laxmi	7
3	AWP	56	41	73.21	Ch.Suresh Kumar	15
4	MS	56	54	96.43	Mrs.Vijaya Lakshmi	2
5	IPR	12	12	100.00	BPS.Jyothi	0
6	JP	28	23	91.07	S.Ramanjaneyulu / Y.Siva	5
7	NMT	16	15	98.21	K.Niranjan Kumar	1
8	MPMC Lab	56	56	100.00	M.Laxmi, B.Sreelatha	1
9	ICAHDL Lab	56	56	100.00	M.Krishna, S.Vasu Krishna	1
10	AECS Lab	56	56	100.00	Mrs.Sharmila Deshmukh	0
11	LR	56	56	100.00	Mr.K.Nagaraju	0

**NUMBER OF STUDENTS FAILED IN SUBJECT WISE**

S. No.	Branch	Failed in one subject	Failed in two subjects	Failed in three subjects	Failed in four subjects	Failed in five & above subjects
1	ECE - D	09	04	04	03	0

**III B.Tech – I Sem – Regular Examinations, Nov 2018****RESULTS ANALYSIS**

**BRANCH: ELECTRONICS COMMUNICATION ENGINEERING-E (2016 BATCH)**

**OVERALL PASS PERCENTAGE (2016 BATCH)**

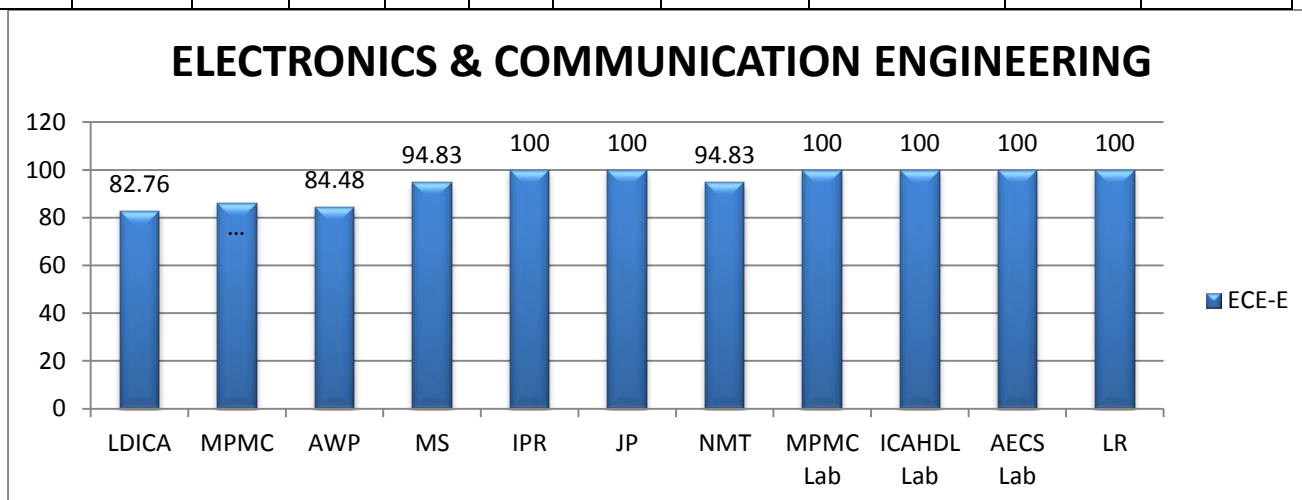
**NUMBER OF STUDENTS APPEARED = 58**

**NUMBER OF STUDENTS PASSED = 44**

**NUMBER OF STUDENTS FAILED = 14**

**TOTAL PASS PERCENTAGE = 75.86%**

Batch	LDICA	MPMC	AWP	MS	IPR	JP	NMT	MPMC Lab	ICA&HDL Lab	AECS Lab	LR
2016	82.76	86.21	84.48	94.83	100	100	94.83	100	100	100	100



S. No.	Name of the Subject	No. of Students Appeared	No. Of Students Passed	Pass %	Name of the Faculty S/Shri/Ms	No. of Students Failed
1	LDICA	58	48	82.76	M.Krishna Chaitanya	10
2	MPMC	58	50	86.21	Ch.Sandeep	8
3	AWP	58	49	84.48	D.Venkata Rami Reddy	9
4	MS	58	55	94.83	Mr.Naupal Reddy	3
5	IPR	09	09	100.00	BPS.Jyothi	0
6	JP	21	21	100.00	S.Ramanjaneyulu / Y.Siva	0
7	NMT	28	25	94.83	K.Niranjan Kumar	3
8	MPMC Lab	58	58	100.00	Ch.Sandeep, D.Venkata Rami Reddy	0
9	ICAHDL Lab	58	58	100.00	M.Krishna Chaitanya, G.Venkat Rao	0
10	AECS Lab	58	58	100.00	Dr.A.Uma Devi	0
11	LR	58	58	100.00	Mr.K.Nagaraju	0

**NUMBER OF STUDENTS FAILED IN SUBJECT WISE**

S. No.	Branch	Failed in one subject	Failed in two subjects	Failed in three subjects	Failed in four subjects	Failed in five & above subjects
1	ECE - E	06	01	03	04	0

**B.TECH IV YEAR I SEM REGULAR(R15) EXAMINATIONS – NOV'2018**  
**RESULTS ANALYSIS**

**BRANCH: ELECTRONICS COMMUNICATION ENGINEERING-A (2015 BATCH)****OVERALL PASS PERCENTAGE**

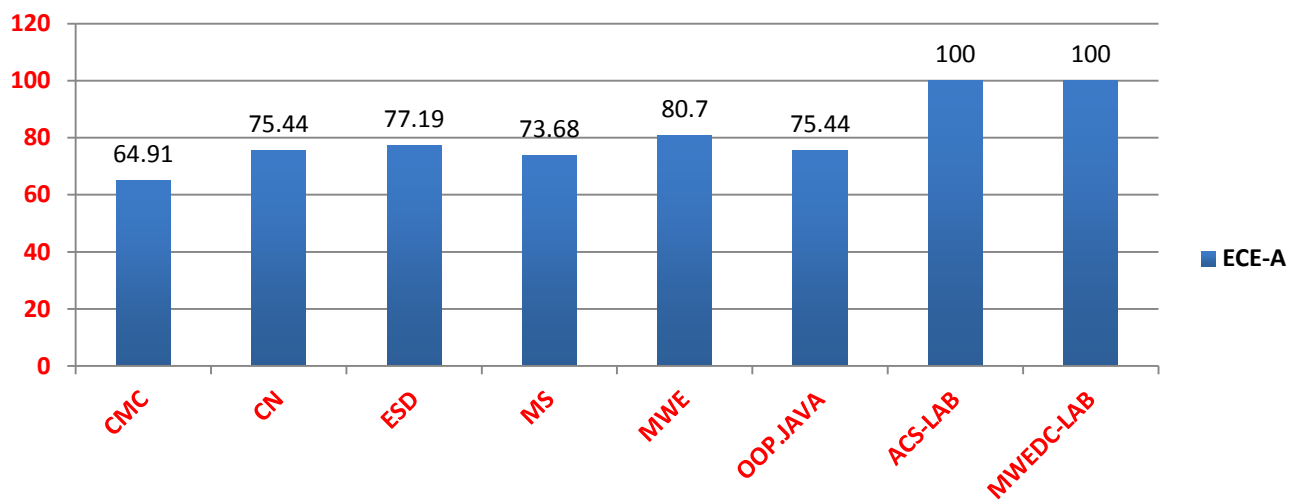
NUMBER OF STUDENTS APPEARED = 57

NUMBER OF STUDENTS PASSED = 25

NUMBER OF STUDENTS FAILED = 32

TOTAL PASS PERCENTAGE = 43.86%

BATCH	CMC	CN	ESD	MS	MWE	OOP.JAVA	ACS-LAB	MWEDC-LAB
2015	64.91	75.44	77.19	73.68	80.70	75.44	100	100

**ELECTRONICS & COMMUNICATION ENGINEERING-A**

S. No.	Name of the Subject	No. of Students Appeared	No. Of Students Passed	Pass %	Name of the Faculty S/Shri/Ms	No. of Students Failed
1	CMC	57	37	64.91	MR.K.VICTOR	20
2	CN	57	43	75.44	MRS.V.VENKATA LAKSHMI	14
3	ESD	57	44	77.19	MRS.G.SREELAKSHMI	13
4	MS	57	42	73.68	MRS.SRAVANI	15
5	MWE	57	46	80.70	DR.R.S.RAJU/ B.RAMU	11
6	OOP.JAVA	57	43	75.44	S.RAMANJANEYULU / Y.SIVA	14
7	ACS-LAB	57	57	100.00	MRS.G.LATHA SUHASINI	0
8	MWEDC-LAB	57	57	100.00	DR.V.SATYA SRINIVAS/ S.KRISHNA PRIYA	0

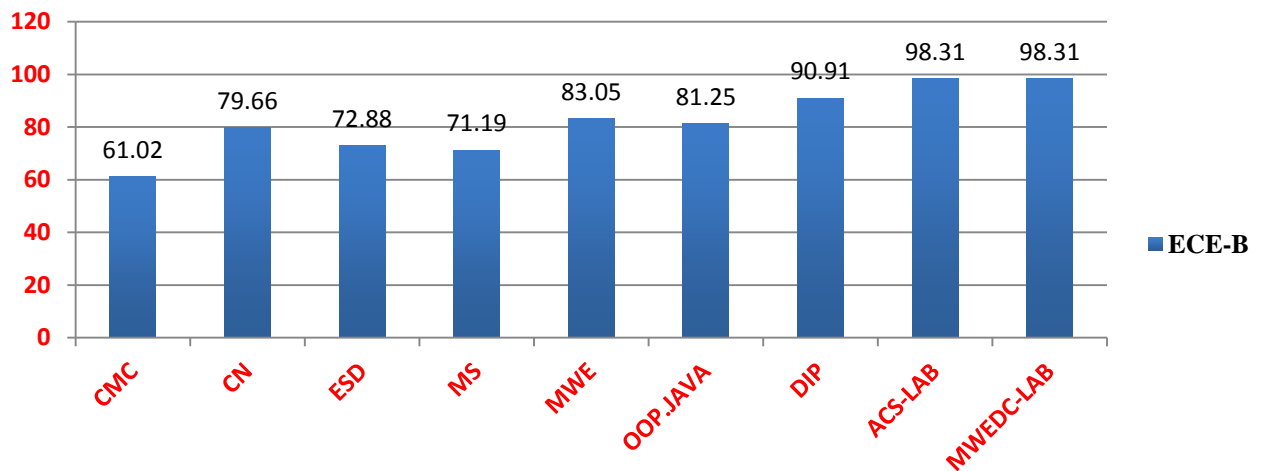
**NUMBER OF STUDENTS FAILED IN SUBJECT WISE**

S. No.	Branch	Failed in one subject	Failed in two subjects	Failed in three subjects	Failed in four subjects	Failed in five & above subjects
1	ECE - A	12	06	02	06	06

**B.TECH IV YEAR I SEM REGULAR(R15) EXAMINATIONS – NOV'2018**  
**RESULTS ANALYSIS**

**BRANCH: ELECTRONICS COMMUNICATION ENGINEERING-B (2015 BATCH)****OVERALL PASS PERCENTAGE****NUMBER OF STUDENTS APPEARED = 59****NUMBER OF STUDENTS PASSED = 24****NUMBER OF STUDENTS FAILED = 35****TOTAL PASS PERCENTAGE = 40.68%**

BATCH	CMC	CN	ESD	MS	MWE	OOP.JAVA	DIP	ACS-LAB	MWEDC-LAB
2015	61.02	79.66	72.88	71.18	83.05	81.25	90.91	98.31	98.31

**ELECTRONICS & COMMUNICATION ENGINEERING-B**

Sl. No.	Name of the Subject	No. of Students Appeared	No. Of Students Passed	Pass %	Name of the Faculty S/Shri/Ms	No. of Students Failed
1	CMC	59	36	61.02	MR.Y.SIVA RAMA KRISHNA	23
2	CN	59	47	79.66	MRS.V.SIREESHA	12
3	ESD	59	43	72.88	MRS.B.MAMATHA	16
4	MS	59	42	71.19	MRS.SRAVANI	17
5	MWE	59	49	83.05	MR.RVNR.SUNEEL KRISHNA	10
6	OOP.JAVA	48	39	81.25	S.RAMANJANEYULU / Y.SIVA	9
7	DIP	11	10	90.91	MR.S.VASUKRISHNA	1
8	ACS-LAB	59	58	98.31	MRS.G.LATHA SUHASINI	1
9	MWEDC-LAB	59	58	98.31	M.SOWJANYA/ S.KRISHNAPRIYA	1

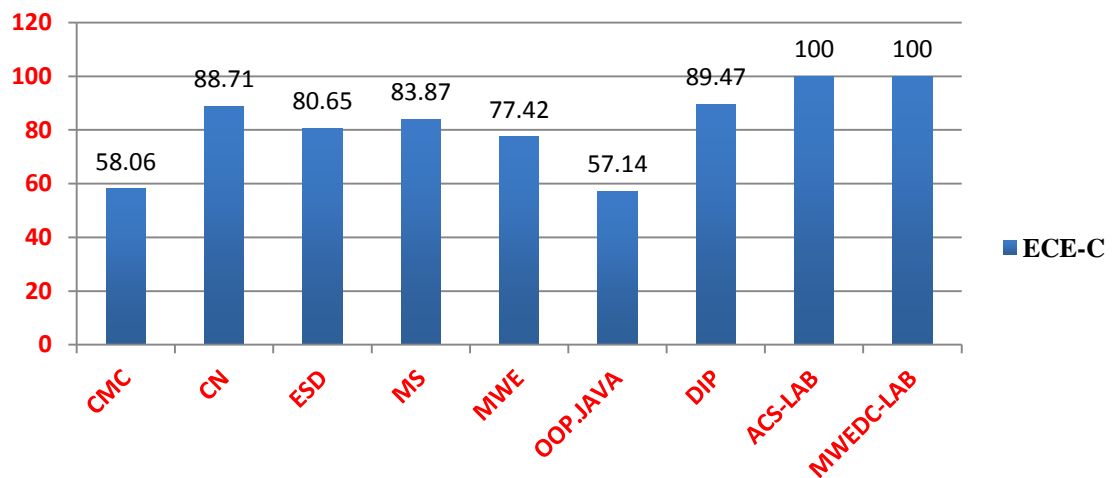
**NUMBER OF STUDENTS FAILED IN SUBJECT WISE**

S. No.	Branch	Failed in one subject	Failed in two subjects	Failed in three subjects	Failed in four subjects	Failed in five & above subjects
01	ECE - B	17	05	03	01	09

**B.TECH IV YEAR I SEM REGULAR(R15) EXAMINATIONS – NOV'2018**  
**RESULTS ANALYSIS**

**BRANCH: ELECTRONICS COMMUNICATION ENGINEERING-C (2015 BATCH)****OVERALL PASS PERCENTAGE****NUMBER OF STUDENTS APPEARED = 62****NUMBER OF STUDENTS PASSED = 27****NUMBER OF STUDENTS FAILED = 35****TOTAL PASS PERCENTAGE = 43.55%**

BATCH	CMC	CN	ESD	MS	MWE	OOP.JAVA	DIP	ACS-LAB	MWEDC-LAB
2015	58.06	88.71	80.65	83.87	77.42	57.14	89.47	100	100

**ELECTRONICS & COMMUNICATION ENGINEERING-C**

Sl. No.	Name of the Subject	No. of Students Appeared	No. Of Students Passed	Pass %	Name of the Faculty S/Shri/Ms	No. of Students Failed
1	CMC	62	36	58.06	MRS.L.KAVYA	26
2	CN	62	55	88.71	MRS.Y.NAGALAKSHMI	07
3	ESD	62	50	80.65	CH.SANDEEP	12
4	MS	62	52	83.87	MRS.SRAVANI	10
5	MWE	62	48	77.42	MRS.S.KRISHNAPRIYA	14
6	OOP.JAVA	42	24	57.14	S.RAMANJANEYULU / Y.SIVA / G.SWAPNA	18
7	DIP	19	17	89.47	MR.S.VASU KRISHNA	02
8	ACS-LAB	62	62	100	MRS.G.LATHA SUHASINI	0
9	MWEDC-LAB	62	62	100	D.VENKATA RAMI REDDY/S.KRISHNAPRIYA	0

**NUMBER OF STUDENTS FAILED IN SUBJECT WISE**

S. No.	Branch	Failed in one subject	Failed in two subjects	Failed in three subjects	Failed in four subjects	Failed in five & above subjects
1	ECE - C	14	07	05	02	07

**B.TECH IV YEAR I SEM REGULAR(R15) EXAMINATIONS – NOV'2018****RESULTS ANALYSIS**

**BRANCH: ELECTRONICS COMMUNICATION ENGINEERING-D (2015 BATCH)****OVERALL PASS PERCENTAGE**

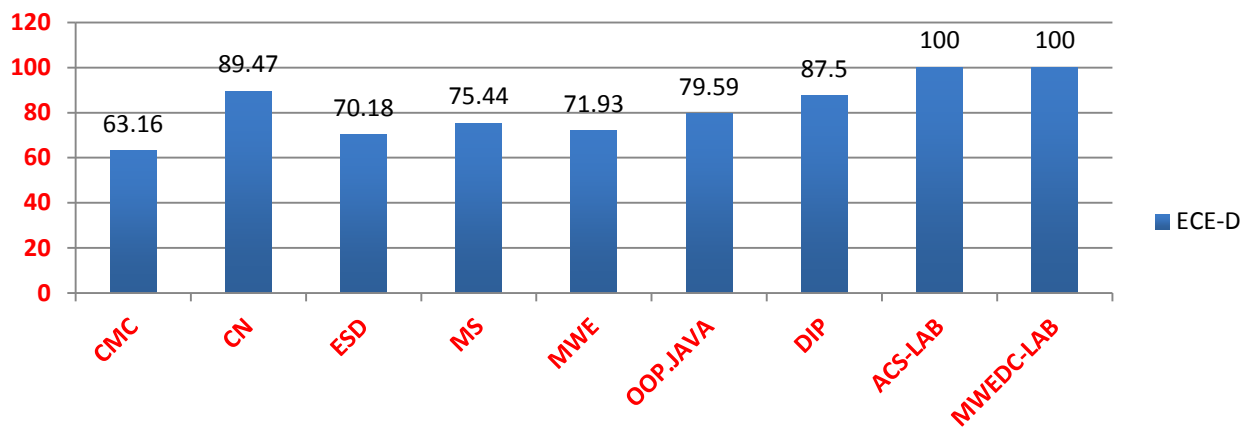
NUMBER OF STUDENTS APPEARED = 57

NUMBER OF STUDENTS PASSED = 24

NUMBER OF STUDENTS FAILED = 33

TOTAL PASS PERCENTAGE = 42.11%

BATCH	CMC	CN	ESD	MS	MWE	OOP.JAVA	DIP	ACS-LAB	MWEDC-LAB
2015	63.16	89.47	70.18	75.44	71.93	79.59	87.50	100	100

**ELECTRONICS & COMMUNICATION ENGINEERING-D**

S. No.	Name of the Subject	No. of Students Appeared	No. Of Students Passed	Pass %	Name of the Faculty S/Shri/Ms	No. of Students Failed
1	CMC	57	36	63.16	DR.V.SATYA SRINIVAS	21
2	CN	57	51	89.47	MRS.J.BHARATHI	06
3	ESD	57	40	70.18	MRS.T.N.SWETHA	17
4	MS	57	43	75.44	MR.S.RAVI	14
5	MWE	57	41	71.93	MR.B.JUGAL KISHORE	16
6	OOP.JAVA	49	39	79.59	S.RAMANJANEYULU / Y.SIVA	10
7	DIP	08	07	87.50	MR.S.VASU KRISHNA	01
8	ACS-LAB	57	57	100	MRS.G.LATHA SUHASINI	0
9	MWEDC-LAB	57	57	100	P.NARESH KUMAR, DR.V.SATYA SRINIVAS	0

**NUMBER OF STUDENTS FAILED IN SUBJECT WISE**

S. No.	Branch	Failed in one subject	Failed in two subjects	Failed in three subjects	Failed in four subjects	Failed in five & above subjects
1	ECE - D	11	06	06	06	04