



Geethanjali College of Engineering and Technology

(Accredited by NAAC with 'A' Grade & NBA, Approved by AICTE, Affiliated to JNTUH)

Cheeryal(V), Keesara(M), Medchal Dist, TS – 501 301

DATE : 26.10.2021

RESULT ANALYSIS FOR 2020 BATCH (I YEAR II SEM) COLLEGE PASS PERCENTAGEAS ON 26-10-2021

YEAR / SEM	EXAM DATE	BRANCH										
		ECE	EEE	CSE	IT	ME	CIVIL	CSE AIML	CSE DS	CSE IoT	CSE CS	College Pass %
I -II	August 2021	43.33	33.33	53.75	55.00	26.67	14.29	53.33	46.67	41.67	60.00	45.65

YEAR / SEM	BRANCH						COLLEGE PASS PERCENTAGE
	ECE	EEE	CSE	IT	CIVIL	MECH	
I Yr II Sem. B.Tech.(2019 Batch)	60.17	40.48	64.44	50.85	27.59	39.24	52.93
I Yr II Sem. B.Tech.(2018 Batch)	72.38	64.42	69.87	----	55.65	46.15	64.50
I Yr II Sem. B.Tech.(2017 Batch)	70.16	62.38	64.26	----	55.83	55.26	63.24
I Yr II Sem. B.Tech.(2016 Batch)	68.90	47.16	73.19	----	44.76	44.03	60.65
I Yr. B.Tech. (2015 Batch)	49.36	38.59	50.85	----	18.58	21.83	40.90
I Yr. B.Tech. (2014 Batch)	42.5	40.59	36.63	---	17.80	7.52	32.29
I Yr. B.Tech. (2013 Batch)	60.89	63.63	47.34	29.62		39.44	49.92
I Yr. B.Tech. (2012 Batch)	63.84	55.56	64.50	44.74		55.17	58.57
I Yr. B.Tech. (2011 Batch)	61.67	32.20	44.17	53.91		42.86	49.36
I Yr. B.Tech. (2010 Batch)	58.33	55	51.26	55		-----	54.89
I Yr. B.Tech. (2009 Batch)	63.86	36.20	30.25	35.45		-----	42.36
I Yr. B.Tech. (2008 Batch)	52.26	57.62	45.00	41.52		-----	47.48
I Yr. B.Tech. (2007 Batch)	45.38	10.71	42.61	32.20		-----	36.68
I Yr. B.Tech. (2006 Batch)	46	36	61	40		-----	45.73
I Yr. B.Tech. (2005 Batch)	22.03	-----	38.33	10.2		-----	24.41


PRINCIPAL





Geethanjali College of Engineering and Technology

(Accredited by NAAC with 'A' Grade & NBA, Approved by AICTE, Affiliated to JNTUH)

Cheeryal(V), Keesara(M), Medchal Dist, TS – 501 301

B.TECH- I YEAR II SEM REGULAR (AR20) EXAMINATIONS - AUGUST'2021

RESULTS ANALYSIS

BRANCH: CIVIL ENGINEERING

OVERALL PASS PERCENTAGE (2020 BATCH)

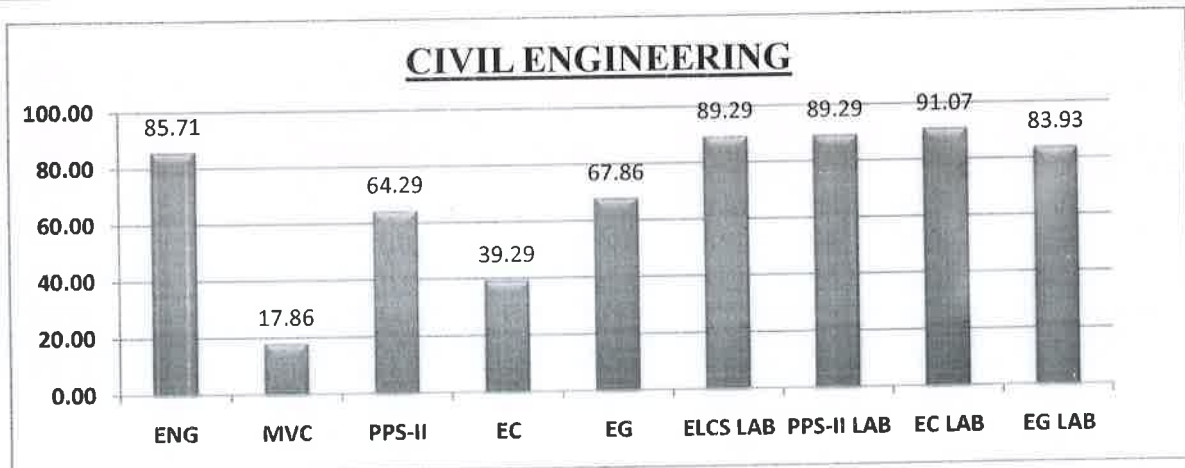
NUMBER OF STUDENTS APPEARED = 56

NUMBER OF STUDENTS PASSED = 08

NUMBER OF STUDENTS FAILED = 48

TOTAL PASS PERCENTAGE = 14.29%

BATCH	ENGL	MVC	PPS-II	EC	EG	ELCS-LAB	PPS-II LAB	EC-LAB	EG-LAB
2020	85.71	17.86	64.29	39.29	67.86	89.29	89.29	91.07	83.93



S. No.	Name of the Course	No. of Students Appeared	No. of Students Passed	Pass %	Name of the Faculty Mr/Ms	No. of Students Failed
1	ENGLISH	56	48	85.71	P. Mercy Kavitha	08
2	MVC	56	10	17.86	Dr. Sk. Nuslin Bibi	46
3	PPS-II	56	36	64.29	Fathima	20
4	EC	56	22	39.29	Dr. P. Sreedhar	34
5	EG	56	38	67.86	Dr. N. Mahendra	18
6	ELCS LAB	56	50	89.29	P. Mercy Kavitha	06
7	PPS-II LAB	56	50	89.29	Fathima	06
8	EC LAB	56	51	91.07	Dr. P. Sreedhar / Dr. R. Sanjeev	05
9	EG LAB	56	47	83.93	Dr. N. Mahendra	09

NUMBER OF STUDENTS FAILED IN SUBJECT WISE

S. No.	Branch	Failed in one subject	Failed in two subjects	Failed in three subjects	Failed in four subjects	Failed in five & above subjects
01	CIVIL	10	18	05	07	08

PRINCIPAL

(Signature)



Geethanjali College of Engineering and Technology

(Accredited by NAAC with 'A' Grade & NBA, Approved by AICTE, Affiliated to JNTUH)
Cheeryal(V), Keesara(M), Medchal Dist, TS – 501 301

B.TECH- I YEAR II SEM REGULAR (AR20) EXAMINATIONS - AUGUST'2021

RESULTS ANALYSIS

BRANCH: ELECTRICAL AND ELECTRONICS ENGINEERING

OVERALL PASS PERCENTAGE (2020 BATCH)

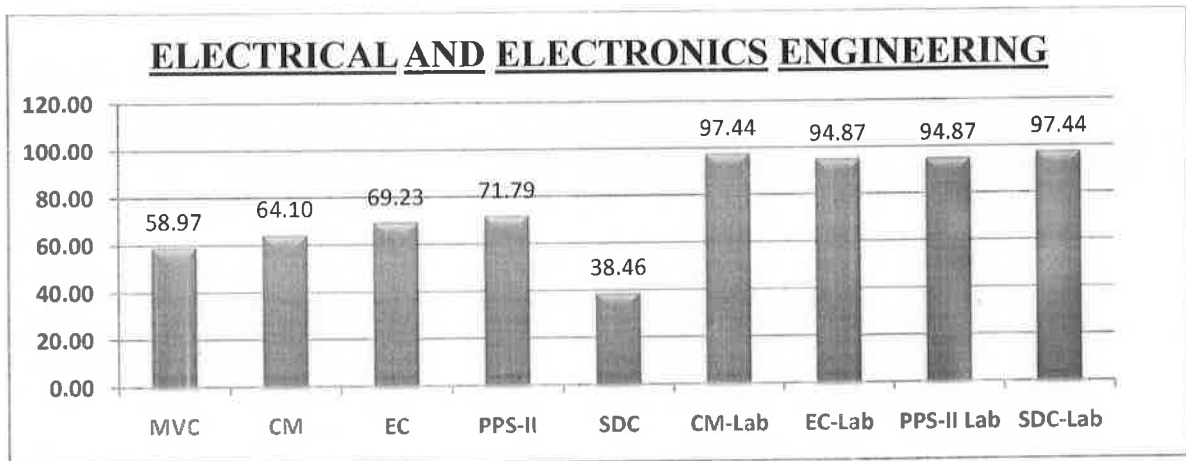
NUMBER OF STUDENTS APPEARED = 39

NUMBER OF STUDENTS PASSED = 13

NUMBER OF STUDENTS FAILED = 26

TOTAL PASS PERCENTAGE = 33.33%

BATCH	MVC	CM	EC	PPS-II	SDC	CM-LAB	EC - LAB	PPS-II LAB	SDC - LAB
2020	58.97	64.10	69.23	71.79	38.46	97.44	94.87	94.87	97.44



S. No.	Name of the Course	No. of Students Appeared	No. of Students Passed	Pass %	Name of the Faculty Mr/Ms	No. of Students Failed
1	MVC	39	23	58.97	Dr. Sk. Nuslin Bibi	16
2	CM	39	25	64.10	Dr. K. Venkateswarlu	14
3	EC	39	27	69.23	Dr. K. Shashikala	12
4	PPS-II	39	28	71.79	S. Sudha	11
5	SDC	39	15	38.46	M.Umarani	24
6	CM-Lab	39	38	97.44	Dr. K. Venkateswarlu	01
7	EC-Lab	39	37	94.87	Dr.K.Shashikala/Dr. Anurag Gautam	02
8	PPS-II Lab	39	37	94.87	S. Sudha	02
9	SDC-Lab	39	38	97.44	M.Umarani / Dr. S. Vallisree	01

NUMBER OF STUDENTS FAILED IN SUBJECT WISE

S. No.	Branch	Failed in one subject	Failed in two subjects	Failed in three subjects	Failed in four subjects	Failed in five & above subjects
01	EEE	06	04	05	06	05

S
PRINCIPAL



Geethanjali College of Engineering and Technology

(Accredited by NAAC with 'A' Grade & NBA, Approved by AICTE, Affiliated to JNTUH)

Cheeryal(V), Keesara(M), Medchal Dist, TS – 501 301

B.TECH- I YEAR II SEM REGULAR (AR20) EXAMINATIONS - AUGUST'2021

RESULTS ANALYSIS

BRANCH: MECHANICAL ENGINEERING

OVERALL PASS PERCENTAGE (2020 BATCH)

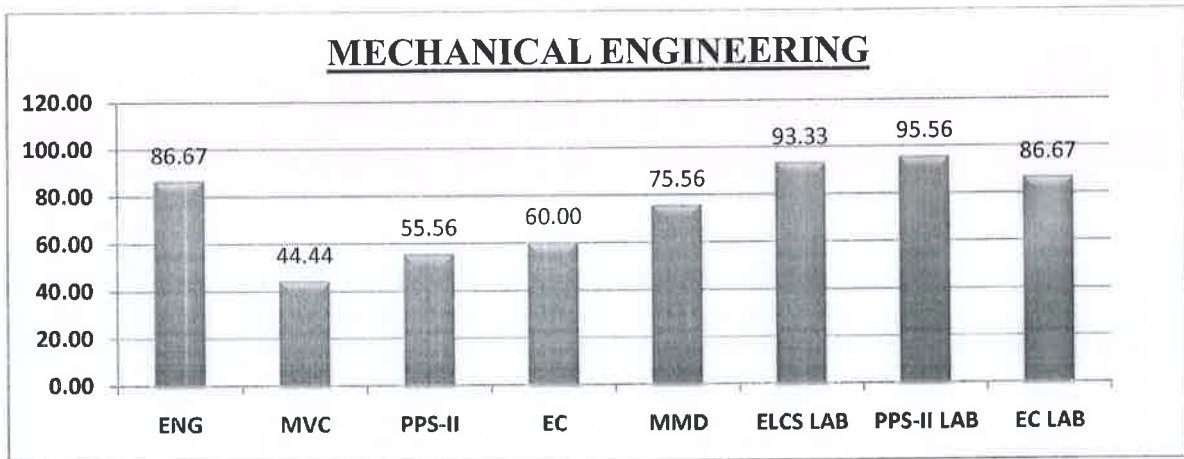
NUMBER OF STUDENTS APPEARED = 45

NUMBER OF STUDENTS PASSED = 12

NUMBER OF STUDENTS FAILED = 33

TOTAL PASS PERCENTAGE = 26.67%

BATCH	ENG.	MVC	PPS-II	EC	MMD	ELCS LAB	PPS-II LAB	EC LAB
2020	86.67	44.44	55.56	60.00	75.56	93.33	95.56	86.67



S. No.	Name of the Course	No. of Students Appeared	No. of Students Passed	Pass %	Name of the Faculty Mr/Ms	No. of Students Failed
1	ENG	45	39	86.67	B. Vanaja Rani	06
2	MVC	45	20	44.44	K. Nagaraju	25
3	PPS-II	45	25	55.56	S. Sudha	20
4	EC	45	27	60.00	J. Bhargavi Lakshmi	18
5	MMD	45	34	75.56	N. S. Raghavendra	11
6	ELCS LAB	45	42	93.33	B. Vanaja Rani	03
7	PPS-II LAB	45	43	95.56	S. Sudha	02
8	EC LAB	45	39	86.67	J. Bhargavi Lakshmi/Dr. J. V. Madhuri	06

NUMBER OF STUDENTS FAILED IN SUBJECT WISE

S. No.	Branch	Failed in one subject	Failed in two subjects	Failed in three subjects	Failed in four subjects	Failed in five & above subjects
01	ME	11	06	06	05	05


PRINCIPAL





Geethanjali College of Engineering and Technology

(Accredited by NAAC with 'A' Grade & NBA, Approved by AICTE, Affiliated to JNTUH)
Cheeryal(V), Keesara(M), Medchal Dist, TS – 501 301

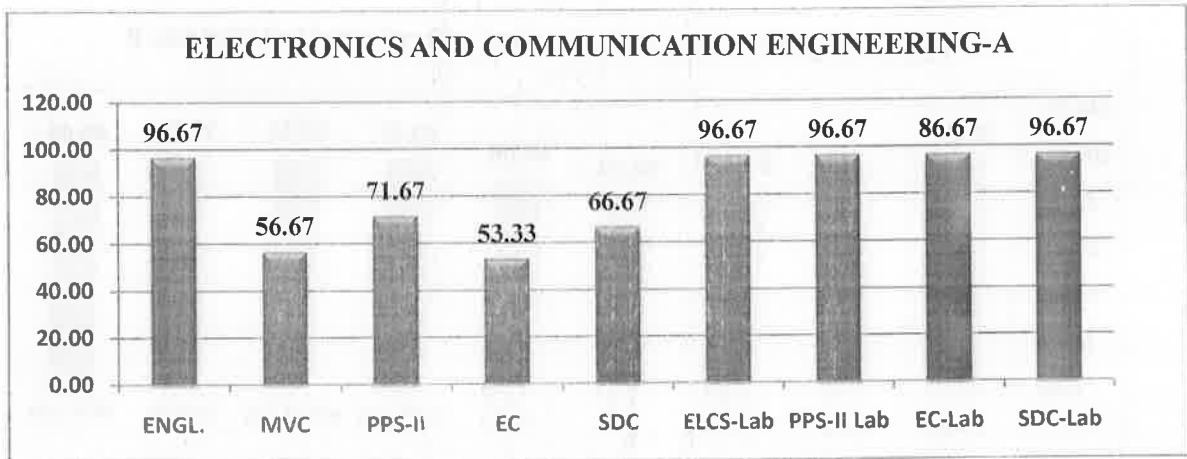
B.TECH- I YEAR II SEM REGULAR (AR20) EXAMINATIONS - AUGUST'2021

RESULTS ANALYSIS

BRANCH: ELECTRONICS AND COMMUNICATION ENGINEERING - **A**
OVERALL PASS PERCENTAGE (2020 BATCH)

NUMBER OF STUDENTS APPEARED = 60
NUMBER OF STUDENTS PASSED = 20
NUMBER OF STUDENTS FAILED = 40
TOTAL PASS PERCENTAGE = 33.33%

BATCH	ENGL	MVC	PPS-II	EC	SDC	ELCS LAB	PPS-II LAB	EC-LAB	SDC LAB
2020	96.67	56.67	71.67	53.33	66.67	96.67	96.67	86.67	96.67



S. No.	Name of the Course	No. of Students Appeared	No. of Students Passed	Pass %	Name of the Faculty Mr/Ms	No. of Students Failed
1	ENGL.	60	58	96.67	V. Ramaiah Chary	02
2	MVC	60	34	56.67	Dr. N. Subhadra/Dr. Triveni	26
3	PPS-II	60	43	71.67	B. Keerthi	17
4	EC	60	32	53.33	K. Satheesh	28
5	SDC	60	40	66.67	U.Appala Raju	20
6	ELCS-Lab	60	58	96.67	V. Ramaiah Chary	02
7	PPS-II Lab	60	58	96.67	B. Keerthi	02
8	EC-Lab	60	58	96.67	K. Satheesh/J. Bhargavi Lakshmi	02
9	SDC-Lab	60	58	96.67	U.Appala Raju / M. Laxmi	02

NUMBER OF STUDENTS FAILED IN SUBJECT WISE

S. No.	Branch	Failed in one subject	Failed in two subjects	Failed in three subjects	Failed in four subjects	Failed in five & above subjects
01	ECE-A	15	07	10	06	02

PRINCIPAL



Geethanjali College of Engineering and Technology

(Accredited by NAAC with 'A' Grade & NBA, Approved by AICTE, Affiliated to JNTUH)

Cheeryal(V), Keesara(M), Medchal Dist, TS – 501 301

B.TECH- I YEAR II SEM REGULAR (AR20) EXAMINATIONS - AUGUST'2021

RESULTS ANALYSIS

BRANCH: ELECTRONICS AND COMMUNICATION ENGINEERING –
OVERALL PASS PERCENTAGE (2020 BATCH)

B

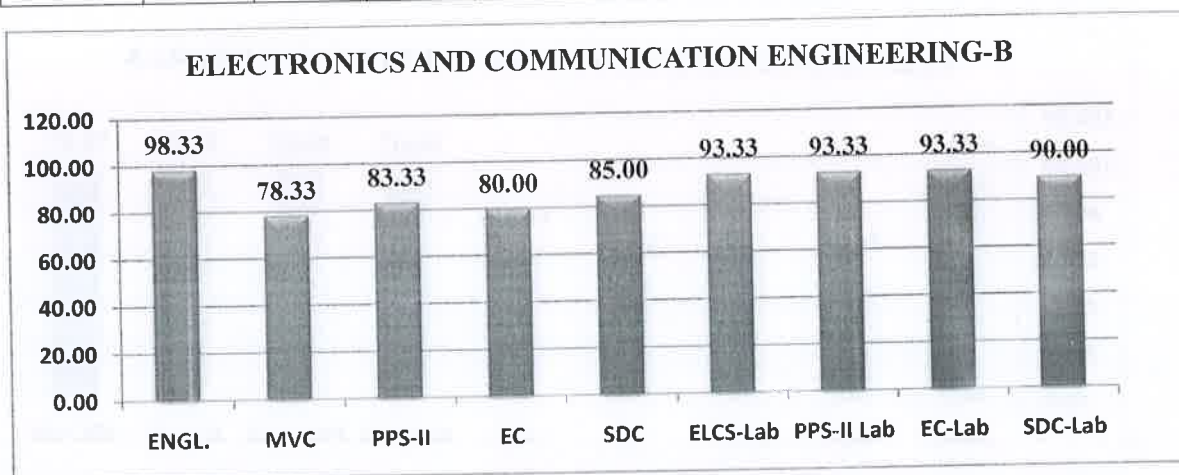
NUMBER OF STUDENTS APPEARED = 60

NUMBER OF STUDENTS PASSED = 39

NUMBER OF STUDENTS FAILED = 21

TOTAL PASS PERCENTAGE = 65.00%

BATCH	ENGL	MVC	PPS-II	EC	SDC	ELCS LAB	PPS-II LAB	EC-LAB	SDC LAB
2020	98.33	78.33	83.33	80.00	85.00	93.33	93.33	93.33	90.00



S. No.	Name of the Course	No. of Students Appeared	No. of Students Passed	Pass %	Name of the Faculty Mr/Ms	No. of Students Failed
1	ENGL.	60	59	98.33	Dr. B. Nagamani	01
2	MVC	60	47	78.33	Dr. N. Subhadra	13
3	PPS-II	60	50	83.33	Dr. Puja Prasad	10
4	EC	60	48	80.00	Dr. J.V. Madhuri	12
5	SDC	60	51	85.00	J. Mrudula	09
6	ELCS-Lab	60	56	93.33	Dr. B. Nagamani	04
7	PPS-II Lab	60	56	93.33	Dr. Puja Prasad	04
8	EC-Lab	60	56	93.33	Dr. J.V. Madhuri / K. Satheesh	04
9	SDC-Lab	60	54	90.00	J. Mrudula, / Mr. Prasad	06

NUMBER OF STUDENTS FAILED IN SUBJECT WISE

S. No.	Branch	Failed in one subject	Failed in two subjects	Failed in three subjects	Failed in four subjects	Failed in five & above subjects
01	ECE-B	09	05	Nil	02	05

PRINCIPAL



Geethanjali College of Engineering and Technology

(Accredited by NAAC with 'A' Grade & NBA, Approved by AICTE, Affiliated to JNTUH)
Cheeryal(V), Keesara(M), Medchal Dist, TS – 501 301

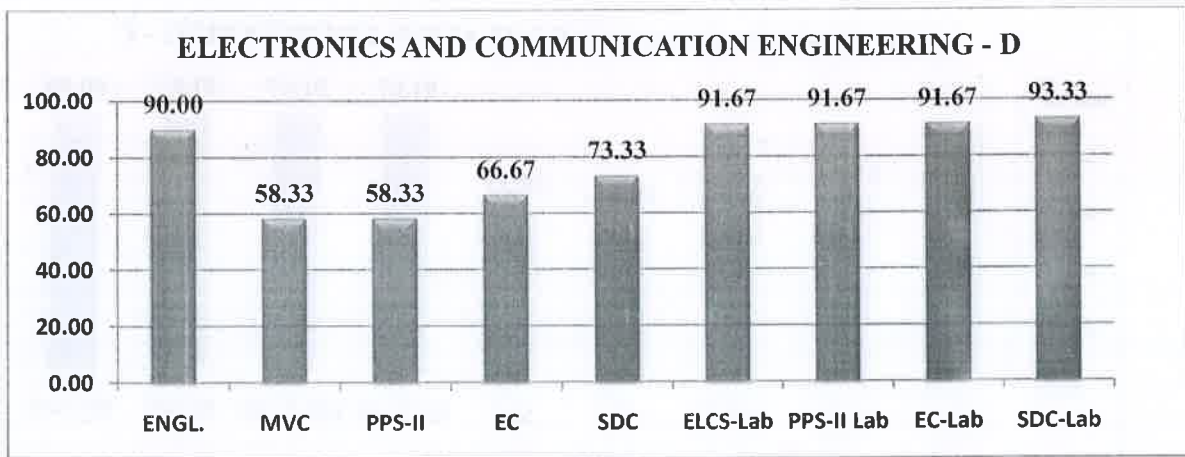
B.TECH- I YEAR II SEM REGULAR (AR20) EXAMINATIONS - AUGUST'2021

RESULTS ANALYSIS

BRANCH: ELECTRONICS AND COMMUNICATION ENGINEERING - D
OVERALL PASS PERCENTAGE (2020 BATCH)

NUMBER OF STUDENTS APPEARED = 60
NUMBER OF STUDENTS PASSED = 24
NUMBER OF STUDENTS FAILED = 36
TOTAL PASS PERCENTAGE = 40.00%

BATCH	ENGL	MVC	PPS-II	EC	SDC	ELCS LAB	PPS-II LAB	EC-LAB	SDC LAB
2020	90.00	58.33	58.33	66.67	73.33	91.67	91.67	91.67	93.33



S. No.	Name of the Course	No. of Students Appeared	No. of Students Passed	Pass %	Name of the Faculty Mr/Ms	No. of Students Failed
1	ENGL.	60	54	90.00	Y. Anil	06
2	MVC	60	35	58.33	P. Sailaja	25
3	PPS-II	60	35	58.33	S. Radha	25
4	EC	60	40	66.67	Dr. R. Sanjeev	20
5	SDC	60	44	73.33	Prasad	16
6	ELCS-Lab	60	55	91.67	Y. Anil	05
7	PPS-II Lab	60	55	91.67	S. Radha	05
8	EC-Lab	60	55	91.67	Dr. R. Sanjeev / Dr. P. Sreedhar	05
9	SDC-Lab	60	56	93.33	Prasad / Dr. S. Vallisree	04

NUMBER OF STUDENTS FAILED IN SUBJECT WISE

S. No.	Branch	Failed in one subject	Failed in two subjects	Failed in three subjects	Failed in four subjects	Failed in five & above subjects
01	ECE-D	10	08	09	03	06


PRINCIPAL



Geethanjali College of Engineering and Technology

(Accredited by NAAC with 'A' Grade & NBA, Approved by AICTE, Affiliated to JNTUH)

Cheeryal(V), Keesara(M), Medchal Dist, TS - 501 301

B.TECH-I YEAR II SEM REGULAR (AR20) EXAMINATIONS - AUGUST'2021

RESULTS ANALYSIS

BRANCH: ELECTRONICS AND COMMUNICATION ENGINEERING - C
OVERALL PASS PERCENTAGE (2020 BATCH)

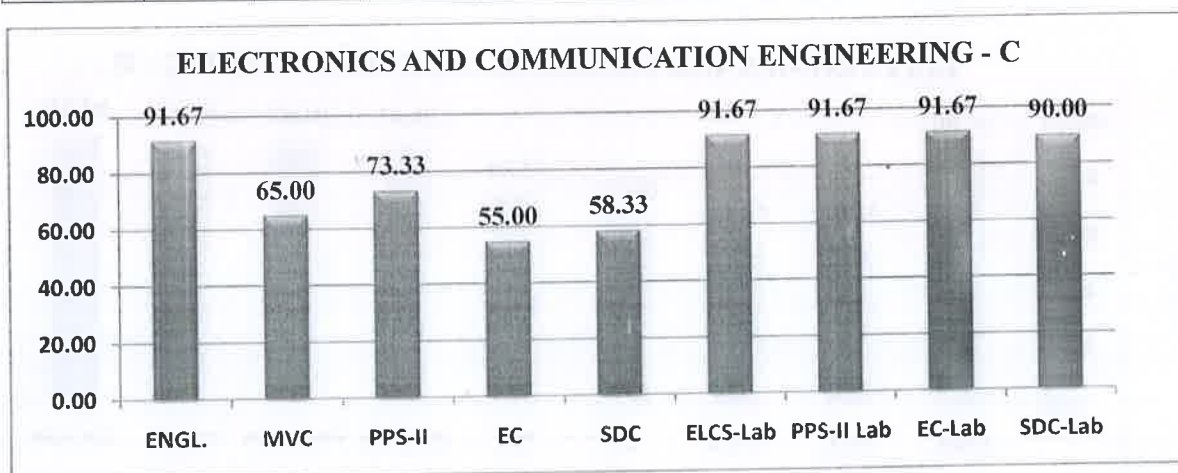
NUMBER OF STUDENTS APPEARED = 60

NUMBER OF STUDENTS PASSED = 21

NUMBER OF STUDENTS FAILED = 39

TOTAL PASS PERCENTAGE = 35.00%

BATCH	ENGL	MVC	PPS-II	EC	SDC	ELCS LAB	PPS-II LAB	EC-LAB	SDC LAB
2020	91.67	65.00	73.33	55.00	58.33	91.67	91.67	91.67	90.00



S. No.	Name of the Course	No. of Students Appeared	No. of Students Passed	Pass %	Name of the Faculty Mr/Ms	No. of Students Failed
1	ENGL.	60	55	91.67	Dr. M. Upender	05
2	MVC	60	39	65.00	M. P.Molimol	21
3	PPS-II	60	44	73.33	S. Radha	16
4	EC	60	33	55.00	Dr.Anurag Gautam	27
5	SDC	60	35	58.33	M.Laxmi	25
6	ELCS-Lab	60	55	91.67	Dr. M. Upender	05
7	PPS-II Lab	60	55	91.67	S. Radha	05
8	EC-Lab	60	55	91.67	Dr.Anurag Gautam,/Dr.K. Shashikala	05
9	SDC-Lab	60	54	90.00	M.Laxmi / M. Umarani	06

NUMBER OF STUDENTS FAILED IN SUBJECT WISE

S. No.	Branch	Failed in one subject	Failed in two subjects	Failed in three subjects	Failed in four subjects	Failed in five & above subjects
01	ECE-C	13	10	07	04	05

PRINCIPAL



Geethanjali College of Engineering and Technology

(Accredited by NAAC with 'A' Grade & NBA, Approved by AICTE, Affiliated to JNTUH)

Cheeryal(V), Keesara(M), Medchal Dist, TS - 501 301

B.TECH- I YEAR II SEM REGULAR (AR20) EXAMINATIONS - AUGUST'2021

RESULTS ANALYSIS

BRANCH: COMPUTER SCIENCE AND ENGINEERING
OVERALL PASS PERCENTAGE (2020 BATCH)

B

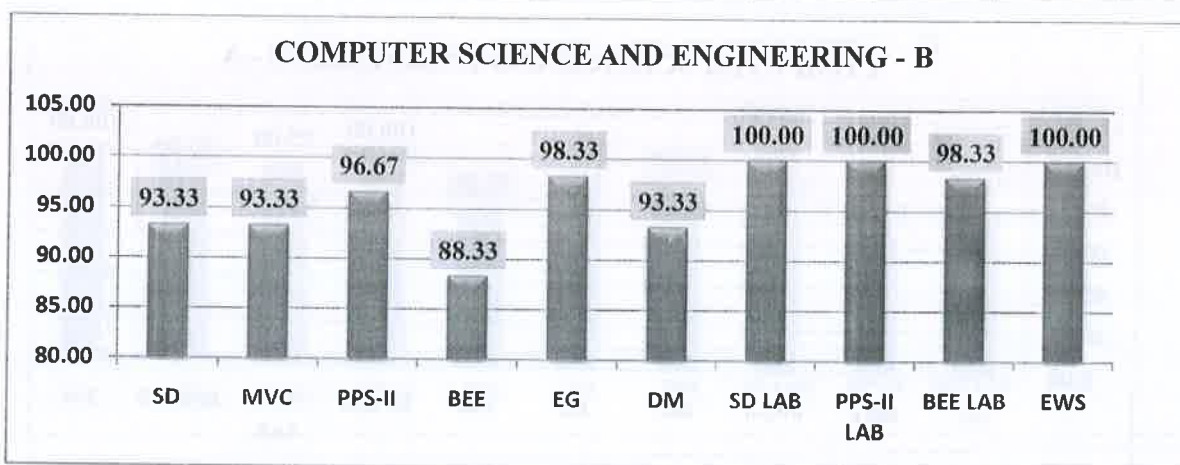
NUMBER OF STUDENTS APPEARED = 60

NUMBER OF STUDENTS PASSED = 49

NUMBER OF STUDENTS FAILED = 11

TOTAL PASS PERCENTAGE = 81.67%

BATCH	SD	MVC	PPS-II	BEE	EG	DM	SD-LAB	PPS-II LAB	BEE-LAB	EWS
2020	93.33	93.33	96.67	88.33	98.33	93.33	100.00	100.00	98.33	100.00



S. No.	Name of the Course	No. of Students Appeared	No. of Students Passed	Pass %	Name of the Faculty Mr/Ms	No. of Students Failed
1	SD	60	56	93.33	Dr.G.Neeraja Rani/ V. Manjula	04
2	MVC	60	56	93.33	Dr. V. S. Triveni	04
3	PPS-II	60	58	96.67	Dr. L. Venkateswarlu	02
4	BEE	60	53	88.33	M. Prashanth Kumar	07
5	EG	60	59	98.33	N. Rajender/N. S. Raghavendra	01
6	DM	60	56	93.33	K. Durga Kalyani	04
7	SD LAB	60	60	100.00	V. Manjula / Ch. Kalyani	Nil
8	PPS-II LAB	60	60	100.00	Dr. L. Venkateswarlu	Nil
9	BEE LAB	60	59	98.33	M. Prashanth Kumar	1
10	EWS	60	60	100.00	B. Subba Rao	Nil

NUMBER OF STUDENTS FAILED IN SUBJECT WISE

S. No.	Branch	Failed in one subject	Failed in two subjects	Failed in three subjects	Failed in four subjects	Failed in five & above subjects
01	CSE-B	06	01	02	01	01

PRINCIPAL



Geethanjali College of Engineering and Technology

(Accredited by NAAC with 'A' Grade & NBA, Approved by AICTE, Affiliated to JNTUH)

Cheeryal(V), Keesara(M), Medchal Dist, TS – 501 301

B.TECH- I YEAR II SEM REGULAR (AR20) EXAMINATIONS - AUGUST'2021

RESULTS ANALYSIS

BRANCH: COMPUTER SCIENCE AND ENGINEERING

C

OVERALL PASS PERCENTAGE (2020 BATCH)

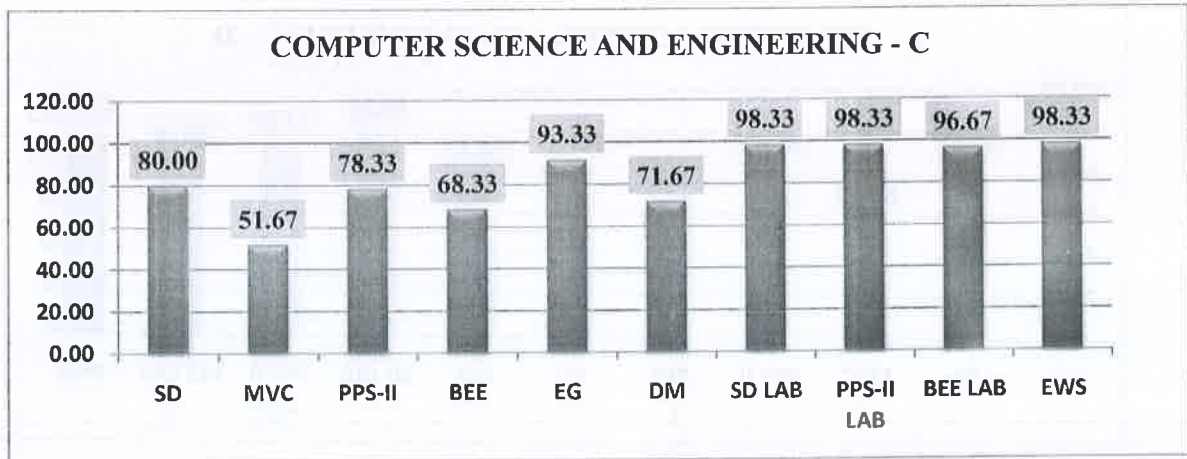
NUMBER OF STUDENTS APPEARED = 60

NUMBER OF STUDENTS PASSED = 24

NUMBER OF STUDENTS FAILED = 36

TOTAL PASS PERCENTAGE = 40.00%

BATCH	SD	MVC	PPS-II	BEE	EG	DM	SD-LAB	PPS-II LAB	BEE-LAB	EWS
2020	80.00	51.67	78.33	68.33	91.67	71.67	98.33	98.33	96.67	98.33



S. No.	Name of the Course	No. of Students Appeared	No. of Students Passed	Pass %	Name of the Faculty Mr/Ms	No. of Students Failed
1	SD	60	48	80.00	Ch. Kalyani	12
2	MVC	60	31	51.67	M.P. Molimol	29
3	PPS-II	60	47	78.33	M. Ravinder	13
4	BEE	60	41	68.33	S. Poornachandar Rao	19
5	EG	60	55	91.67	R. Sudarshan / B. Bhasker	05
6	DM	60	43	71.67	B. Mamatha	17
7	SD LAB	60	59	98.33	Ch. Kalyani / S. Rajesham	01
8	PPS-II LAB	60	59	98.33	M. Ravinder	01
9	BEE LAB	60	58	96.67	S. Poornachandar Rao /Ch. Adithya	02
10	EWS	60	59	98.33	M. Ravi Kumar	01

NUMBER OF STUDENTS FAILED IN SUBJECT WISE

S. No.	Branch	Failed in one subject	Failed in two subjects	Failed in three subjects	Failed in four subjects	Failed in five & above subjects
01	CSE-C	14	07	04	03	08

Sule
PRINCIPAL

Shiv



Geethanjali College of Engineering and Technology

(Accredited by NAAC with 'A' Grade & NBA, Approved by AICTE, Affiliated to JNTUH)

Cheeryal(V), Keesara(M), Medchal Dist, TS – 501 301

B.TECH- I YEAR II SEM REGULAR (AR20) EXAMINATIONS - AUGUST'2021

RESULTS ANALYSIS

BRANCH: ARTIFICIAL INTELLIGENCE AND MACHINE LEARNING-(CSE)

OVERALL PASS PERCENTAGE (2020 BATCH)


NUMBER OF STUDENTS APPEARED = 60

NUMBER OF STUDENTS PASSED = 32

NUMBER OF STUDENTS FAILED = 28

TOTAL PASS PERCENTAGE = 53.33%

BATCH	SD	MVC	PPS-II	BEE	EG	DM	SD-LAB	PPS-II LAB	BEE-LAB	EWS
2020	91.67	83.33	86.67	86.67	76.67	85.00	100.00	100.00	91.67	100.00



S. No.	Name of the Course	No. of Students Appeared	No. of Students Passed	Pass %	Name of the Faculty Mr/Ms	No. of Students Failed
1	SD	60	55	91.67	Dr. SK. Mohammad Ali	05
2	MVC	60	50	83.33	Dr. K.Venkateswarlu	10
3	PPS-II	60	52	86.67	Prof. V. V. Appaji	08
4	BEE	60	52	86.67	K. Nagaraju	08
5	EG	60	46	76.67	P. Sudheer Rao/P.Sandeep Kumar	14
6	DM	60	51	85.00	A. Mounika	09
7	SD LAB	60	60	100.00	Dr.SK.Mohammad Ali/Dr.B. Mamatha	Nil
8	PPS-II LAB	60	60	100.00	Prof. V. V. Appaji	Nil
9	BEE LAB	60	55	91.67	K. Nagaraju /K. Mahender	05
10	EWS	60	60	100.00	U. Srikanth	Nil

NUMBER OF STUDENTS FAILED IN SUBJECT WISE

S. No.	Branch	Failed in one subject	Failed in two subjects	Failed in three subjects	Failed in four subjects	Failed in five & above subjects
01	CSE-AIML	14	07	02	02	03

PRINCIPAL



Geethanjali College of Engineering and Technology

(Accredited by NAAC with 'A' Grade & NBA, Approved by AICTE, Affiliated to JNTUH)

Cheeryal(V), Keesara(M), Medchal Dist, TS – 501 301

B.TECH- I YEAR II SEM REGULAR (AR20) EXAMINATIONS - AUGUST'2021

RESULTS ANALYSIS

BRANCH: DATA SCIENCE - (CSE)

OVERALL PASS PERCENTAGE (2020 BATCH)

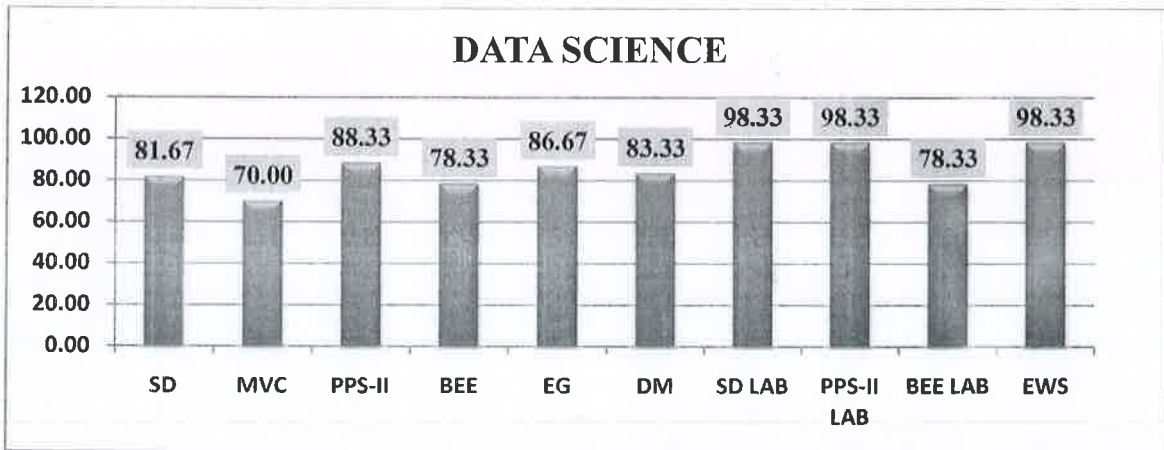
NUMBER OF STUDENTS APPEARED = 60

NUMBER OF STUDENTS PASSED = 28

NUMBER OF STUDENTS FAILED = 32

TOTAL PASS PERCENTAGE = 46.67%

BATCH	SD	MVC	PPS-II	BEE	EG	DM	SD-LAB	PPS-II LAB	BEE-LAB	EWS
2020	81.67	70.00	88.33	78.33	86.67	83.33	98.33	98.33	78.33	98.33



S. No.	Name of the Course	No. of Students Appeared	No. of Students Passed	Pass %	Name of the Faculty Mr/Ms	No. of Students Failed
1	SD	60	49	81.67	Dr. J. Anjaiah	11
2	MVC	60	42	70.00	Dr. G. Mahesh	18
3	PPS-II	60	53	88.33	Prof. V. V. Appaji	07
4	BEE	60	47	78.33	B. Soujanya	13
5	EG	60	52	86.67	P.Sudheer Rao/R.Mahipal Reddy	08
6	DM	60	50	83.33	K. Vandhana	10
7	SD LAB	60	59	98.33	Dr.J.Anjaiah,/Dr.Mohammad Ali	01
8	PPS-II LAB	60	59	98.33	Prof. V. V. Appaji	01
9	BEE LAB	60	47	78.33	B. Soujanya	13
10	EWS	60	59	98.33	R. Mahipal Reddy	01

NUMBER OF STUDENTS FAILED IN SUBJECT WISE

S. No.	Branch	Failed in one subject	Failed in two subjects	Failed in three subjects	Failed in four subjects	Failed in five & above subjects
01	CSE-DS	13	05	05	05	04

PRINCIPAL



Geethanjali College of Engineering and Technology

(Accredited by NAAC with 'A' Grade & NBA, Approved by AICTE, Affiliated to JNTUH)

Cheeryal(V), Keesara(M), Medchal Dist, TS – 501 301

B.TECH- I YEAR II SEM REGULAR (AR20) EXAMINATIONS - AUGUST'2021

RESULTS ANALYSIS

BRANCH: INTERNET OF THINGS - (CSE)

OVERALL PASS PERCENTAGE (2020 BATCH)

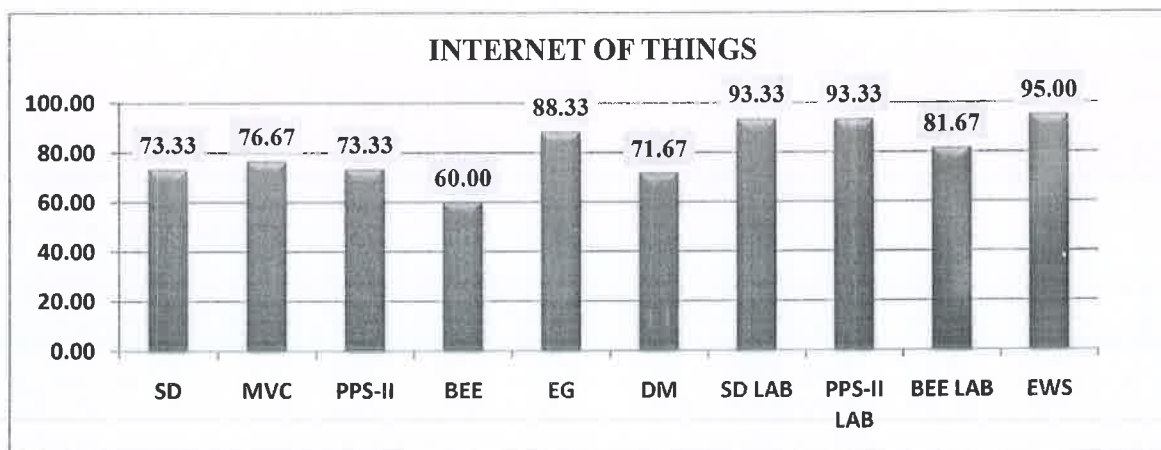
NUMBER OF STUDENTS APPEARED = 60

NUMBER OF STUDENTS PASSED = 25

NUMBER OF STUDENTS FAILED = 35

TOTAL PASS PERCENTAGE = 41.67%

BATCH	SD	MVC	PPS-II	BEE	EG	DM	SD-LAB	PPS-II LAB	BEE-LAB	EWS
2020	73.33	76.67	73.33	60.00	88.33	71.67	93.33	93.33	81.67	95.00



S. No.	Name of the Course	No. of Students Appeared	No. of Students Passed	Pass %	Name of the Faculty Mr/Ms	No. of Students Failed
1	SD	60	44	73.33	Dr. B. Mamatha	16
2	MVC	60	46	76.67	P. Sailaja	14
3	PPS-II	60	44	73.33	M. Ajay Kumar	16
4	BEE	60	36	60.00	S. Hareesh Reddy	24
5	EG	60	53	88.33	D. Ramchander / P. Supriya	07
6	DM	60	43	71.67	K. Ambedkar	17
7	SD LAB	60	56	93.33	Dr.B.Mamatha / A. Shiva Kumar	04
8	PPS-II LAB	60	56	93.33	M. Ajay Kumar	04
9	BEE LAB	60	49	81.67	S. Hareesh Reddy / B. Sowjanya	11
10	EWS	60	57	95.00	K. Praveen	03

NUMBER OF STUDENTS FAILED IN SUBJECT WISE

S. No.	Branch	Failed in one subject	Failed in two subjects	Failed in three subjects	Failed in four subjects	Failed in five & above subjects
01	CSE-IoT	09	07	04	10	05

S. Praveen
PRINCIPAL

A. H. ...



Geethanjali College of Engineering and Technology

(Accredited by NAAC with 'A' Grade & NBA, Approved by AICTE, Affiliated to JNTUH)

Cheeryal(V), Keesara(M), Medchal Dist, TS – 501 301

B.TECH- I YEAR II SEM REGULAR (AR20) EXAMINATIONS - AUGUST'2021

RESULTS ANALYSIS

BRANCH: CYBER SECURITY - (CSE)
OVERALL PASS PERCENTAGE (2020 BATCH)

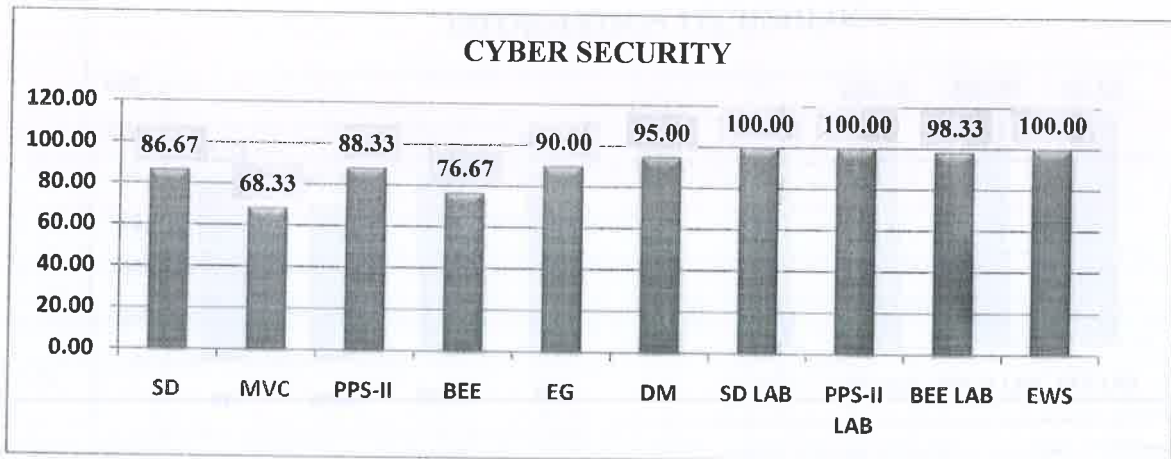
NUMBER OF STUDENTS APPEARED = 60

NUMBER OF STUDENTS PASSED = 36

NUMBER OF STUDENTS FAILED = 24

TOTAL PASS PERCENTAGE = 60.00%

BATCH	SD	MVC	PPS-II	BEE	EG	DM	SD-LAB	PPS-II LAB	BEE-LAB	EWS
2020	86.67	68.33	88.33	76.67	90.00	95.00	100.00	100.00	98.33	100.00



S. No.	Name of the Course	No. of Students Appeared	No. of Students Passed	Pass %	Name of the Faculty Mr/Ms	No. of Students Failed
1	SD	60	52	86.67	A. Shiva Kumar	08
2	MVC	60	41	68.33	K. Nagaraju	19
3	PPS-II	60	53	88.33	M. Ajay Kumar	07
4	BEE	60	46	76.67	K. Murali	14
5	EG	60	54	90.00	P.Sudheer Rao/ P. Satyanarayana	06
6	DM	60	57	95.00	K. Ambedkar	03
7	SD LAB	60	60	100.00	A.Shiva Kumar / S.Rajesham	Nil
8	PPS-II LAB	60	60	100.00	M. Ajay Kumar	Nil
9	BEE LAB	60	59	98.33	K. Murali /A. Raghu Rama Chandra	01
10	EWS	60	60	100.00	B. Subba Rao	Nil

NUMBER OF STUDENTS FAILED IN SUBJECT WISE

S. No.	Branch	Failed in one subject	Failed in two subjects	Failed in three subjects	Failed in four subjects	Failed in five & above subjects
01	CSE - CS	08	06	05	03	02

S. Subba Rao
PRINCIPAL

[Signature]



Geethanjali College of Engineering and Technology

(Accredited by NAAC with 'A' Grade & NBA, Approved by AICTE, Affiliated to JNTUH)

Cheeryal(V), Keesara(M), Medchal Dist, TS – 501 301

B.TECH- II YEAR II SEM REGULAR (AR18) EXAMINATIONS- JULY.'2021

RESULTS ANALYSIS

BRANCH: CIVIL ENGINEERING – A OVERALL PASS PERCENTAGE (2019 BATCH)

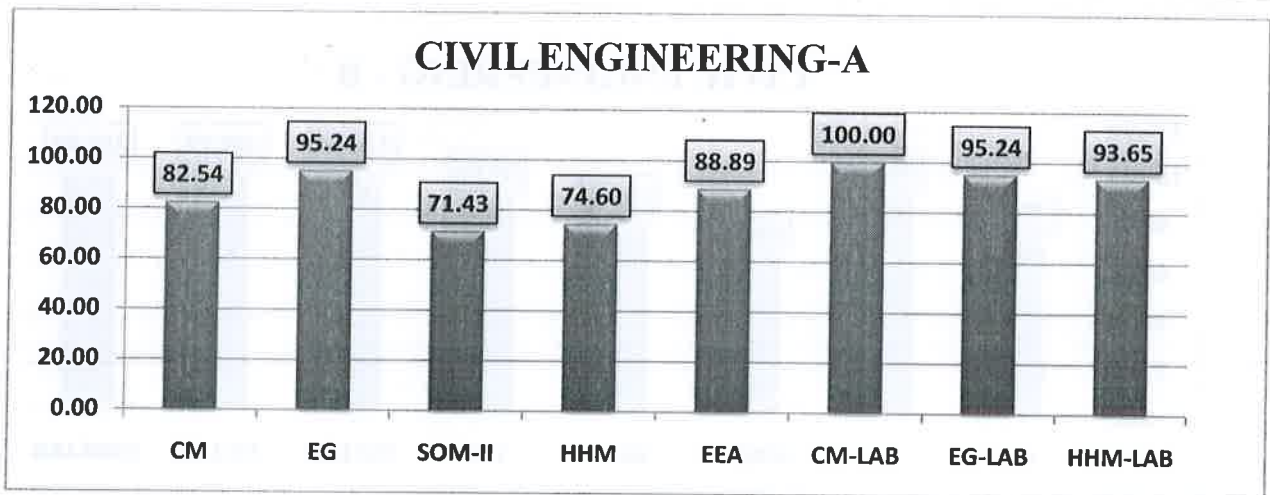
NUMBER OF STUDENTS APPEARED = 63

NUMBER OF STUDENTS PASSED = 33

NUMBER OF STUDENTS FAILED = 30

TOTAL PASS PERCENTAGE = 52.38%

BATCH	CM	EG	SOM-II	HHM	EEA	CM-LAB	EG-LAB	HHM-LAB
2019	82.54	95.24	71.43	74.60	88.89	100.00	95.24	93.65



S. No.	Name of the Course	No. of Students Appeared	No. Of Students Passed	Pass %	Name of the Faculty Mr/Ms	No. of Students Failed
1	CM	63	52	82.54	G.PADMA	11
2	EG	63	60	95.24	DR.N.MAHENDRA	03
3	SOM-II	63	45	71.43	PROF.K.RAGHAVENDHAR	18
4	HHM	63	47	74.60	K.DIVYA	16
5	EEA	63	56	88.89	B.P.S.JYOTHI	07
6	CM-LAB	63	63	100.00	G.PADMA,MR.A.RAMESH	Nil
7	EG-LAB	63	60	95.24	K.KEERTHI	03
8	HHM-LAB	63	59	93.65	K.DIVYA & K.PRIYANKA	04

NUMBER OF STUDENTS FAILED IN SUBJECT WISE

S. No.	Branch	Failed in one subject	Failed in two subjects	Failed in three subjects	Failed in four subjects	Failed in five & above subjects
01	CIVIL – A	16	07	03	Nil	04

S. Sub
PRINCIPAL



Geethanjali College of Engineering and Technology

(Accredited by NAAC with 'A' Grade & NBA, Approved by AICTE, Affiliated to JNTUH)

Cheeryal(V), Keesara(M), Medchal Dist, TS – 501 301

B.TECH- II YEAR II SEM REGULAR (AR18) EXAMINATIONS- JULY.'2021

RESULTS ANALYSIS

BRANCH: CIVIL ENGINEERING – B OVERALL PASS PERCENTAGE (2019 BATCH)

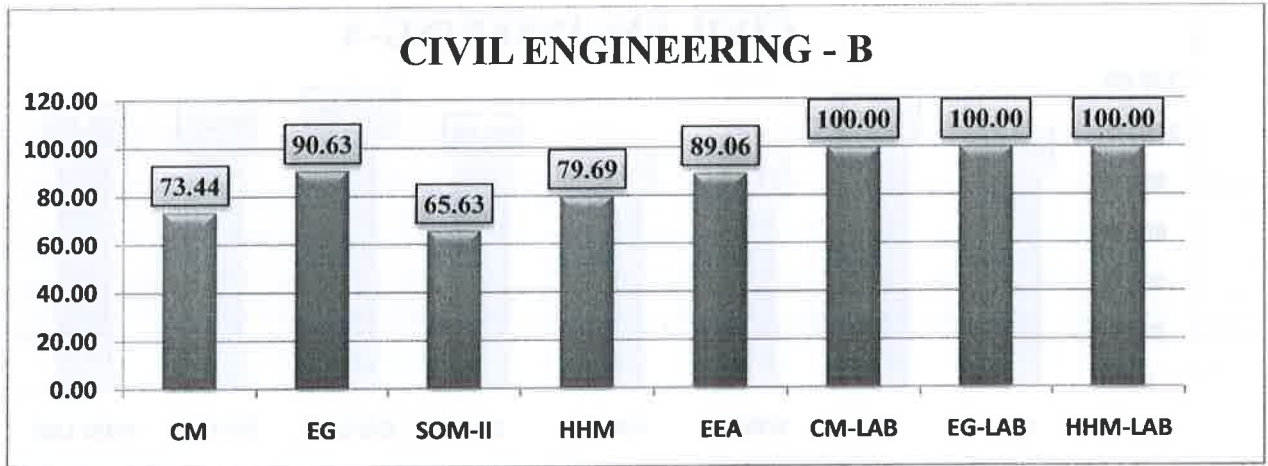
NUMBER OF STUDENTS APPEARED = 64

NUMBER OF STUDENTS PASSED = 33

NUMBER OF STUDENTS FAILED = 31

TOTAL PASS PERCENTAGE = 51.56%

BATCH	CM	EG	SOM-II	HHM	EEA	CM-LAB	EG-LAB	HHM-LAB
2019	73.44	90.63	65.63	79.69	89.06	100.00	100.00	100.00



S. No.	Name of the Course	No. of Students Appeared	No. of Students Passed	Pass %	Name of the Faculty Mr/Ms	No. of Students Failed
1	CM	64	47	73.44	G.PADMA	17
2	EG	64	58	90.63	V.NAVODAYA	06
3	SOM-II	64	42	65.63	PROF.K.RAGHAVENDHAR	22
4	HHM	64	51	79.69	MR.D.VARUN KUMAR	13
5	EEA	64	57	89.06	B.P.S.JYOTHI	07
6	CM-LAB	64	64	100.00	G.PADMA / A.RAMESH	Nil
7	EG-LAB	64	64	100.00	V.NAVODAYA & P.SUPRIYA	Nil
8	HHM-LAB	64	64	100.00	D.VARUN KUMAR & G.SAMPATH	Nil

NUMBER OF STUDENTS FAILED IN SUBJECT WISE

S. No.	Branch	Failed in one subject	Failed in two subjects	Failed in three subjects	Failed in four subjects	Failed in five & above subjects
01	CIVIL – B	17	02	05	06	01


PRINCIPAL



Geethanjali College of Engineering and Technology

(Accredited by NAAC with 'A' Grade & NBA, Approved by AICTE, Affiliated to JNTUH)

Cheeryal(V), Keesara(M), Medchal Dist, TS – 501 301

B.TECH- II YEAR II SEM REGULAR (AR18) EXAMINATIONS- JULY.'2021 RESULTS ANALYSIS

BRANCH: ELECTRICAL & ELECTRONICS ENGINEERING – A OVERALL PASS PERCENTAGE (2019 BATCH)

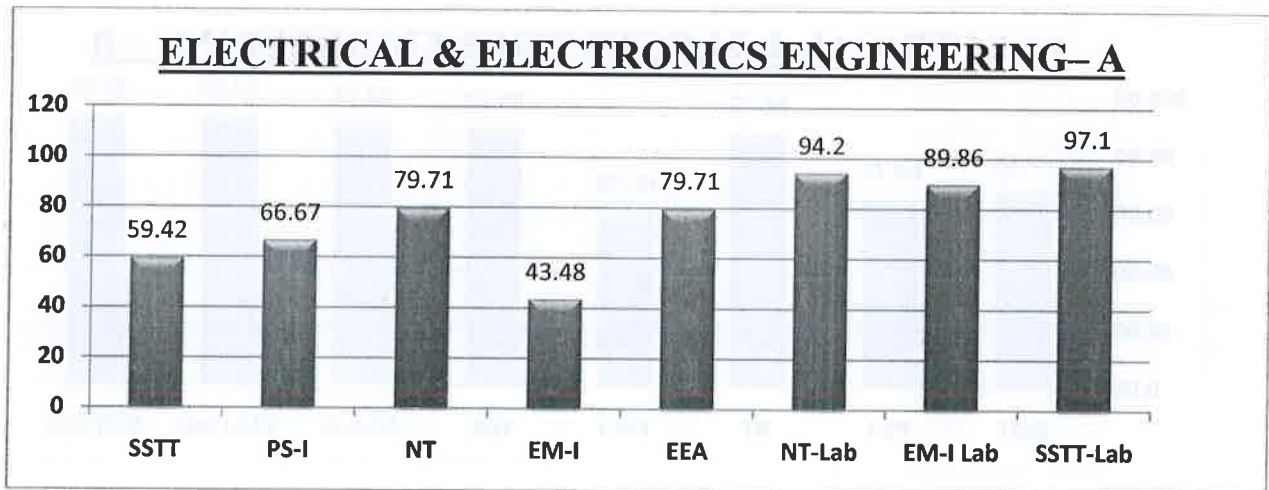
NUMBER OF STUDENTS APPEARED = 69

NUMBER OF STUDENTS PASSED = 24

NUMBER OF STUDENTS FAILED = 45

TOTAL PASS PERCENTAGE = 34.78%

BATCH	SSTT	PS-I	NT	EM-I	EEA	NT - LAB	EM-I LAB	SSTT - LAB
2019	59.42	66.67	79.71	43.48	79.71	94.2	89.86	97.1



S. No.	Name of the Course	No. of Students Appeared	No. of Students Passed	Pass %	Name of the Faculty Mr/Ms	No. of Students Failed
1	SSTT	69	41	59.42	Dr. RADHIKA DORA	28
2	PS-I	69	46	66.67	E.HIMA BINDU	23
3	NT	69	55	79.71	K. NAGA RAJU	14
4	EM-I	69	30	43.48	Dr. M.ARUNA BHARATHI	39
5	EEA	69	55	79.71	V.N. SUHASINI	14
6	NT-LAB	69	65	94.20	K.NAGARAJU /S.HAREESH REDDY	02
7	EM-I LAB	69	62	89.86	A. RAGHU RAMA CHANDRA	04
8	SSTT-LAB	69	67	97.10	E.HIMA BINDU / CH. ADITHYA	07

NUMBER OF STUDENTS FAILED IN SUBJECT WISE

S. No.	Branch	Failed in one subject	Failed in two subjects	Failed in three subjects	Failed in four subjects	Failed in five & above subjects
01	EEE-A	13	07	11	07	07

PRINCIPAL



Geethanjali College of Engineering and Technology

(Accredited by NAAC with 'A' Grade & NBA, Approved by AICTE, Affiliated to JNTUH)

Cheeryal(V), Keesara(M), Medchal Dist, TS – 501 301

B.TECH- II YEAR II SEM REGULAR (AR18) EXAMINATIONS- JULY.'2021

RESULTS ANALYSIS

BRANCH: ELECTRICAL & ELECTRONICS ENGINEERING – B

OVERALL PASS PERCENTAGE (2019 BATCH)

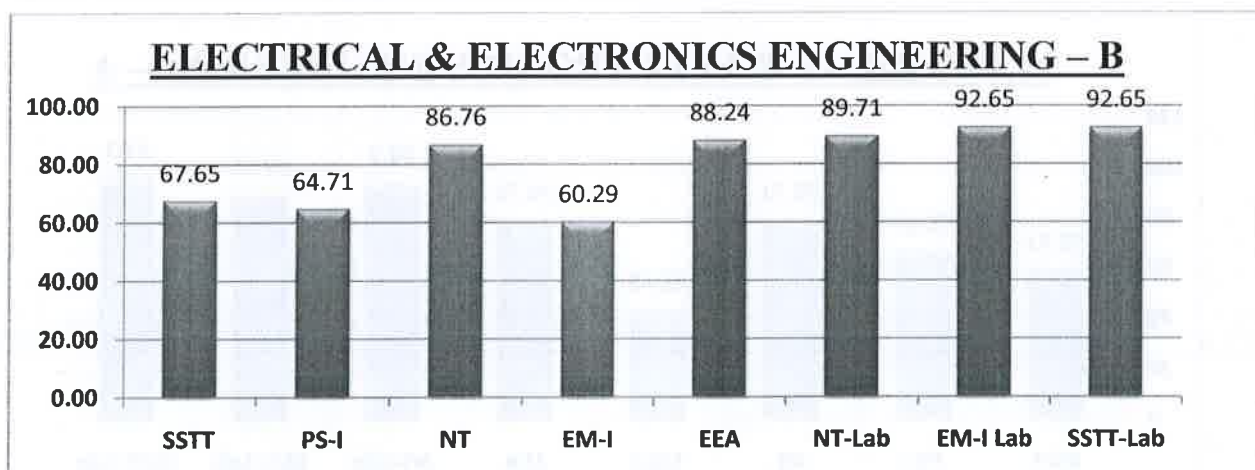
NUMBER OF STUDENTS APPEARED = 68

NUMBER OF STUDENTS PASSED = 31

NUMBER OF STUDENTS FAILED = 37

TOTAL PASS PERCENTAGE = 45.59%

BATCH	SSTT	PS-I	NT	EM-I	EEA	NT-LAB	EM-I LAB	SSTT-LAB
2019	67.65	64.71	86.76	60.29	88.24	89.71	92.65	92.65



S. No.	Name of the Course	No. of Students Appeared	No. of Students Passed	Pass %	Name of the Faculty Mr/Ms	No. of Students Failed
1	SSTT	68	46	67.65	V.PADMAJA	22
2	PS-I	68	44	64.71	A. RAGHU RAMA CHANDRA	24
3	NT	68	59	86.76	S. POORNA CHANDER RAO	09
4	EM-I	68	41	60.29	V.RAKESH	27
5	EEA	68	60	88.24	G. VIGNESHWAR	08
6	NT-LAB	68	61	89.71	S. POORNA CHANDER RAO	07
7	EM-I LAB	68	63	92.65	V.RAKESH	05
8	SSTT-LAB	68	63	92.65	T.POOJA SINGH/ CH. ADITHYA	05

NUMBER OF STUDENTS FAILED IN SUBJECT WISE

S. No.	Branch	Failed in one subject	Failed in two subjects	Failed in three subjects	Failed in four subjects	Failed in five & above subjects
01	EEE-B	14	08	06	01	08


PRINCIPAL





Geethanjali College of Engineering and Technology

(Accredited by NAAC with 'A' Grade & NBA, Approved by AICTE, Affiliated to JNTUH)

Cheeryal(V), Keesara(M), Medchal Dist, TS – 501 301

B.TECH- II YEAR II SEM REGULAR (AR18) EXAMINATIONS- JULY.'2021

RESULTS ANALYSIS

BRANCH: MECHANICAL ENGINEERING – A
OVERALL PASS PERCENTAGE (2019 BATCH)

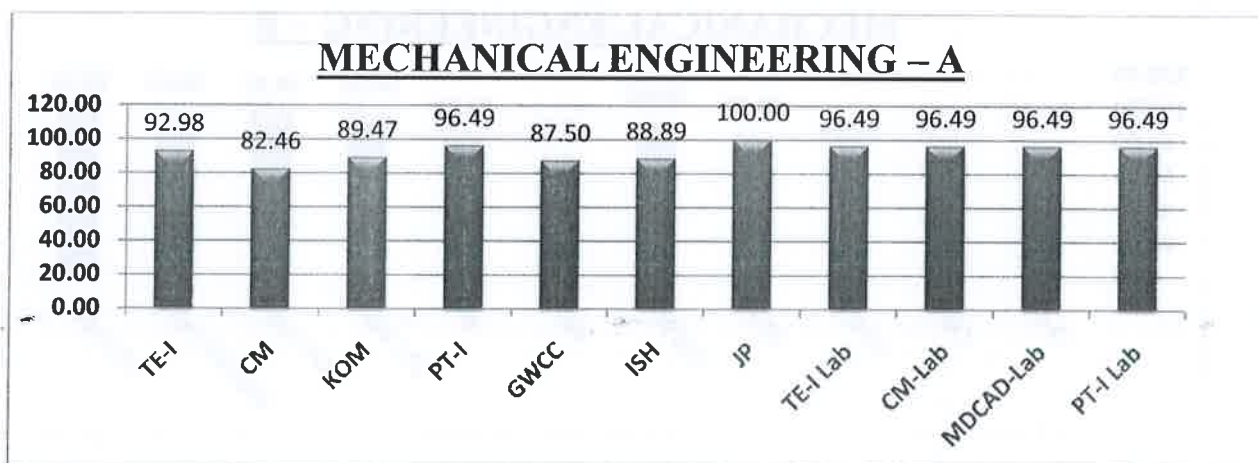
NUMBER OF STUDENTS APPEARED = 57

NUMBER OF STUDENTS PASSED = 41

NUMBER OF STUDENTS FAILED = 16

TOTAL PASS PERCENTAGE = 71.93%

BATCH	TE-I	CM	KOM	PT-I	GWCC	ISH	JP	TE-I LAB	CM LAB	MDCAD LAB	PT-I LAB
2019	92.98	82.46	89.47	96.49	87.50	88.89	100.00	96.49	96.49	96.49	96.49



S. No	Name of the Course	No. of Students Appeared	No. of Students Passed	Pass %	Name of the Faculty Mr/Ms	No. of Students Failed
1	TE-I	57	53	92.98	P. Laxmi Reddy	04
2	CM	57	47	82.46	N Nagi Reddy	10
3	KOM	57	51	89.47	K. Raju	06
4	PT-I	57	55	96.49	K. Jithendar Reddy	02
5	GWCC	16	14	87.50	K. Keerthi	02
6	ISH	36	32	88.89	G. Srikanth	04
7	JP	5	5	100.00	M. Shiva Prasad	Nil
8	TE-I Lab	57	55	96.49	P. Laxmi Reddy/ U. Srikanth	02
9	CM-Lab	57	55	96.49	N Nagi Reddy/ A. Ramesh	02
10	MDCAD-Lab	57	55	96.49	Satyanarayana/ N. S. Raghavendra	02
11	PT-I Lab	57	55	96.49	K. Venkatesh / R. Sudharsan	02

NUMBER OF STUDENTS FAILED IN SUBJECT WISE

S. No.	Branch	Failed in one subject	Failed in two subjects	Failed in three subjects	Failed in four subjects	Failed in five & above subjects
01	MECH-A	10	04	Nil	Nil	02

PRINCIPAL



Geethanjali College of Engineering and Technology

(Accredited by NAAC with 'A' Grade & NBA, Approved by AICTE, Affiliated to JNTUH)

Cheeryal(V), Keesara(M), Medchal Dist, TS – 501 301

B.TECH- II YEAR II SEM REGULAR (AR18) EXAMINATIONS- JULY.'2021

RESULTS ANALYSIS

BRANCH: MECHANICAL ENGINEERING – B
OVERALL PASS PERCENTAGE (2019 BATCH)

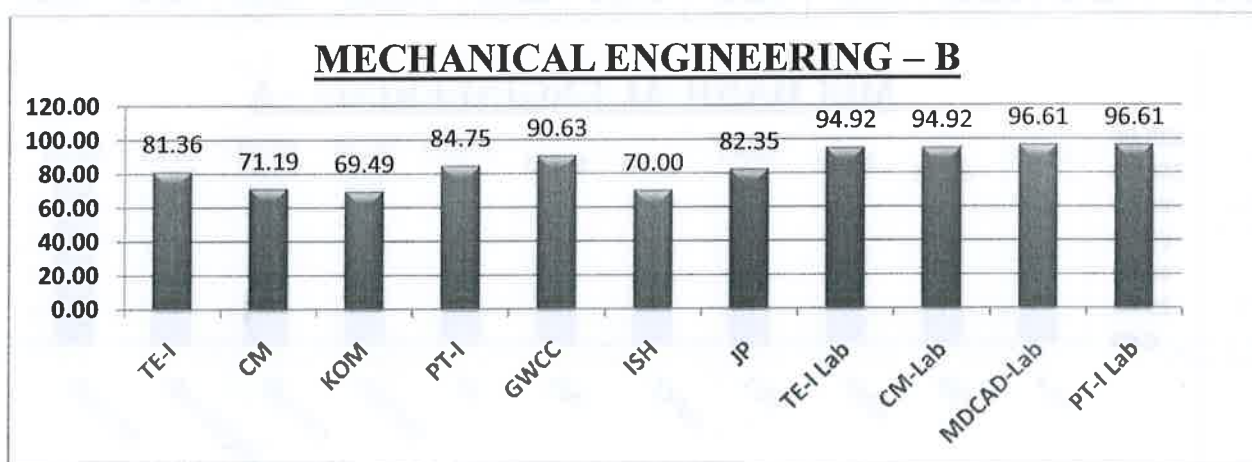
NUMBER OF STUDENTS APPEARED = 59

NUMBER OF STUDENTS PASSED = 35

NUMBER OF STUDENTS FAILED = 24

TOTAL PASS PERCENTAGE = 59.32%

BATCH	TE-I	CM	KOM	PT-I	GWCC	ISH	JP	TE-I LAB	CM LAB	MDCAD LAB	PT-I LAB
2019	81.36	71.19	69.49	84.75	90.63	70.00	82.35	94.92	94.92	96.61	96.61



S. No	Name of the Course	No. of Students Appeared	No. of Students Passed	Pass %	Name of the Faculty Mr/Ms	No. of Students Failed
1	TE-I	59	48	81.36	P. Laxmi Reddy	11
2	CM	59	42	71.19	N Nagi Reddy	17
3	KOM	59	41	69.49	N. Rajendar	18
4	PT-I	59	50	84.75	P. Sandeep Kumar	09
5	GWCC	32	29	90.63	K. Keerthi	03
6	ISH	10	07	70.00	G. Srikanth	03
7	JP	17	14	82.35	M. Shiva Prasad	03
8	TE-I Lab	59	56	94.92	P. Laxmi Reddy/ K. Praveen	03
9	CM-Lab	59	56	94.92	N Nagi Reddy/ A. Ramesh	03
10	MDCAD-Lab	59	57	96.61	P. Satyanarayana/ N. S. Raghavendra	02
11	PT-I Lab	59	57	96.61	P. Sandeep Kumar / R. Sudharsan	02

NUMBER OF STUDENTS FAILED IN SUBJECT WISE

S. No.	Branch	Failed in one subject	Failed in two subjects	Failed in three subjects	Failed in four subjects	Failed in five & above subjects
01	MECH-B	07	06	03	03	05


PRINCIPAL



Geethanjali College of Engineering and Technology

(Accredited by NAAC with 'A' Grade & NBA, Approved by AICTE, Affiliated to JNTUH)

Cheeryal(V), Keesara(M), Medchal Dist, TS – 501 301

B.TECH- II YEAR II SEM REGULAR (AR18) EXAMINATIONS- JULY.'2021

RESULTS ANALYSIS

BRANCH: ELECTRONICS & COMMUNICATION ENGINEERING - A OVERALL PASS PERCENTAGE (2019 BATCH)

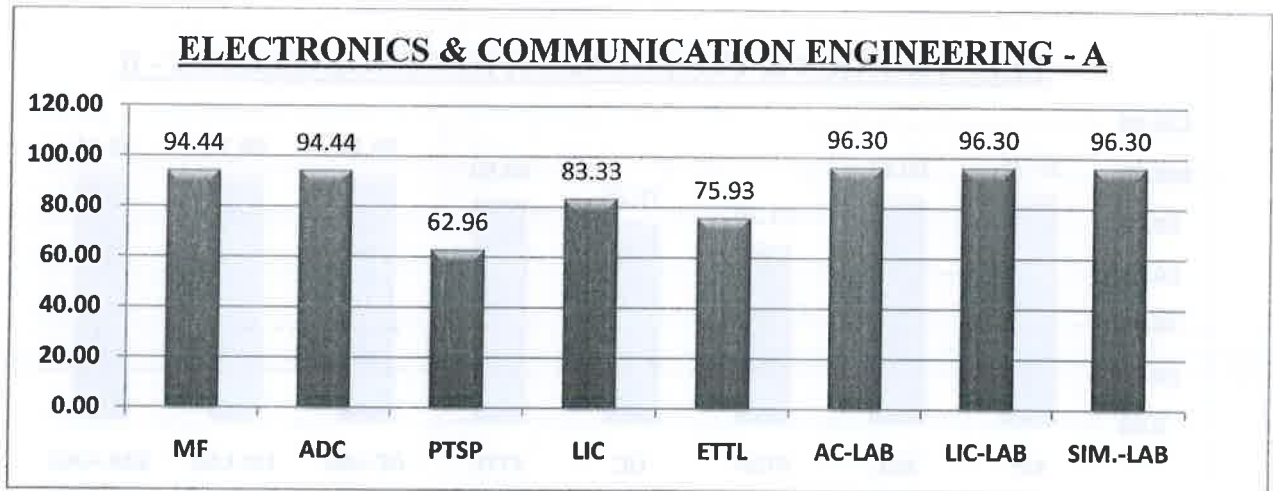
NUMBER OF STUDENTS APPEARED = 54

NUMBER OF STUDENTS PASSED = 29

NUMBER OF STUDENTS FAILED = 25

TOTAL PASS PERCENTAGE = 53.70%

BATCH	MF	ADC	PTSP	LIC	ETTL	AC-LAB	LIC-LAB	SIM.-LAB
2019	94.44	94.44	62.96	83.33	75.93	96.30	96.30	96.30



S. No.	Name of the Course	No. of Students Appeared	No. of Students Passed	Pass %	Name of the Faculty Mr/Ms	No. of Students Failed
1	MF	54	51	94.44	K.Shashanka	03
2	ADC	54	51	94.44	D.VenkataRamiReddy	03
3	PTSP	54	34	62.96	Dr.P.Srihari	20
4	LIC	54	45	83.33	Ch.SureshKumar	09
5	ETTL	54	41	75.93	P.NareshKumar	13
6	AC-LAB	54	52	96.30	DVenkataRamiReddy/Dr.R.VijayaDurga	02
7	LIC-LAB	54	52	96.30	Ch.SureshKumar / M.Krishna	02
8	SIM.-LAB	54	52	96.30	K.Victor/ P.Naresh kumar	02

NUMBER OF STUDENTS FAILED IN SUBJECT WISE

S. No.	Branch	Failed in one subject	Failed in two subjects	Failed in three subjects	Failed in four subjects	Failed in five & above subjects
01	ECE-A	11	07	04	Nil	03

S. S. S.
PRINCIPAL

A. S. S.



Geethanjali College of Engineering and Technology

(Accredited by NAAC with 'A' Grade & NBA, Approved by AICTE, Affiliated to JNTUH)

Cheeryal(V), Keesara(M), Medchal Dist, TS – 501 301

B.TECH- II YEAR II SEM REGULAR (AR18) EXAMINATIONS- JULY.'2021

RESULTS ANALYSIS

BRANCH: ELECTRONICS & COMMUNICATION ENGINEERING - B OVERALL PASS PERCENTAGE (2019 BATCH)

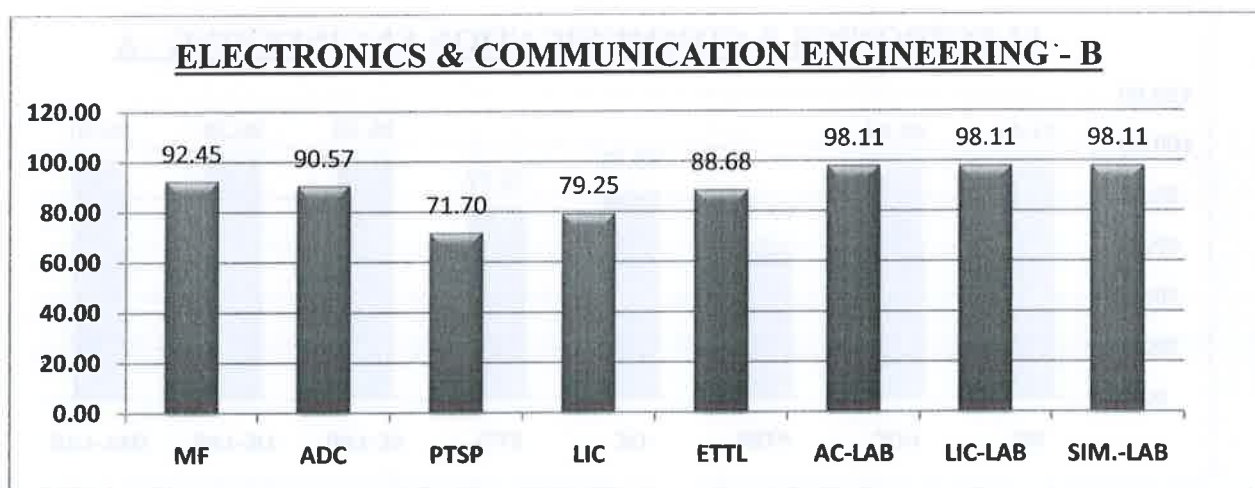
NUMBER OF STUDENTS APPEARED = 53

NUMBER OF STUDENTS PASSED = 36

NUMBER OF STUDENTS FAILED = 17

TOTAL PASS PERCENTAGE = 67.92%

BATCH	MF	ADC	PTSP	LIC	ETTL	AC-LAB	LIC-LAB	SIM.-LAB
2019	92.45	90.57	71.70	79.25	88.68	98.11	98.11	98.11



S. No.	Name of the Course	No. of Students Appeared	No. of Students Passed	Pass %	Name of the Faculty Mr/Ms	No. of Students Failed
1	MF	53	49	92.45	V.Vigneshwara Swamy	04
2	ADC	53	48	90.57	Dr.P.Vijaibhaskar	05
3	PTSP	53	38	71.70	K.Victor	15
4	LIC	53	42	79.25	Dr.P.Sudhakar	11
5	ETTL	53	47	88.68	Y.Nagalaxmi	06
6	AC-LAB	53	52	98.11	D.VenkataRamiReddy/Y.Nagalaxmi	01
7	LIC-LAB	53	52	98.11	Dr.P.Sudhakar/Dr.Md.Shoukath Ali	01
8	SIM.-LAB	53	52	98.11	Dr.V.Satyasrinivas/K.Victor	01

NUMBER OF STUDENTS FAILED IN SUBJECT WISE

S. No.	Branch	Failed in one subject	Failed in two subjects	Failed in three subjects	Failed in four subjects	Failed in five & above subjects
01	ECE-B	06	03	04	03	01


PRINCIPAL



Geethanjali College of Engineering and Technology

(Accredited by NAAC with 'A' Grade & NBA, Approved by AICTE, Affiliated to JNTUH)

Cheeryal(V), Keesara(M), Medchal Dist, TS – 501 301

B.TECH- II YEAR II SEM REGULAR (AR18) EXAMINATIONS- JULY.'2021

RESULTS ANALYSIS

BRANCH: ELECTRONICS & COMMUNICATION ENGINEERING - C

OVERALL PASS PERCENTAGE (2019 BATCH)

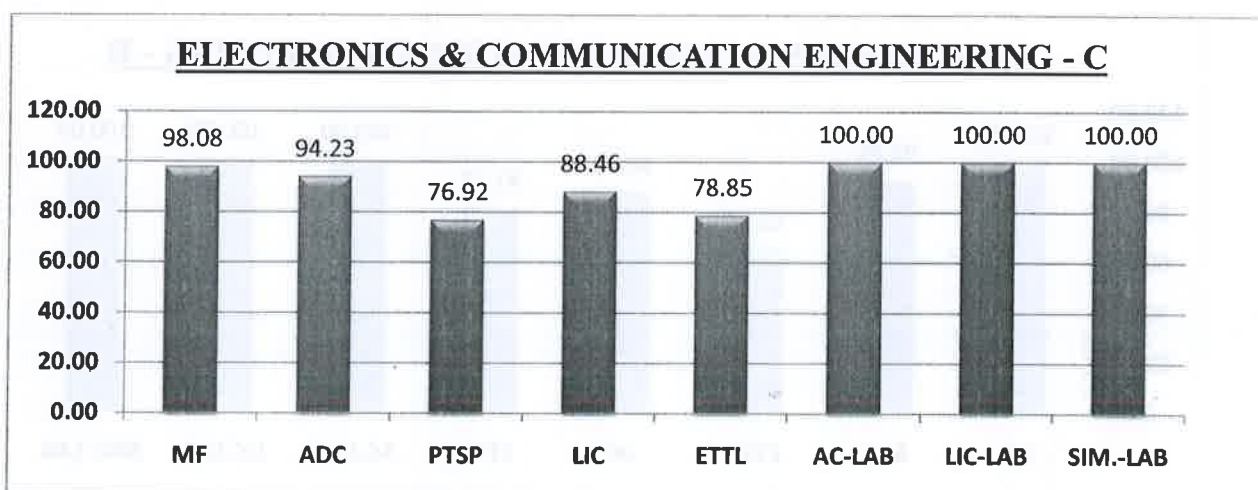
NUMBER OF STUDENTS APPEARED = 52

NUMBER OF STUDENTS PASSED = 33

NUMBER OF STUDENTS FAILED = 19

TOTAL PASS PERCENTAGE = 63.46%

BATCH	MF	ADC	PTSP	LIC	ETTL	AC-LAB	LIC-LAB	SIM.-LAB
2019	98.08	94.23	76.92	88.46	78.85	100.00	100.00	100.00



S. No.	Name of the Course	No. of Students Appeared	No. of Students Passed	Pass %	Name of the Faculty Mr/Ms	No. of Students Failed
1	MF	52	51	98.08	K.Shashanka	01
2	ADC	52	49	94.23	Dr.S.Saritha	03
3	PTSP	52	40	76.92	R.V.N.R.SuneelKrishna	12
4	LIC	52	46	88.46	B.Sreelatha	06
5	ETTL	52	41	78.85	A.Soujanya	11
6	AC-LAB	52	52	100.00	Dr.S.Saritha/M.Soujanya	Nil
7	LIC-LAB	52	52	100.00	B.Sreelatha/Dr.P.Sudhakar	Nil
8	SIM.-LAB	52	52	100.00	A.Soujanya/A.Shankar	Nil

NUMBER OF STUDENTS FAILED IN SUBJECT WISE

S. No.	Branch	Failed in one subject	Failed in two subjects	Failed in three subjects	Failed in four subjects	Failed in five & above subjects
01	ECE-C	10	05	03	01	Nil


PRINCIPAL



Geethanjali College of Engineering and Technology

(Accredited by NAAC with 'A' Grade & NBA, Approved by AICTE, Affiliated to JNTUH)

Cheeryal(V), Keesara(M), Medchal Dist, TS – 501 301

B.TECH- II YEAR II SEM REGULAR (AR18) EXAMINATIONS- JULY.'2021

RESULTS ANALYSIS

BRANCH: ELECTRONICS & COMMUNICATION ENGINEERING - D

OVERALL PASS PERCENTAGE (2019 BATCH)

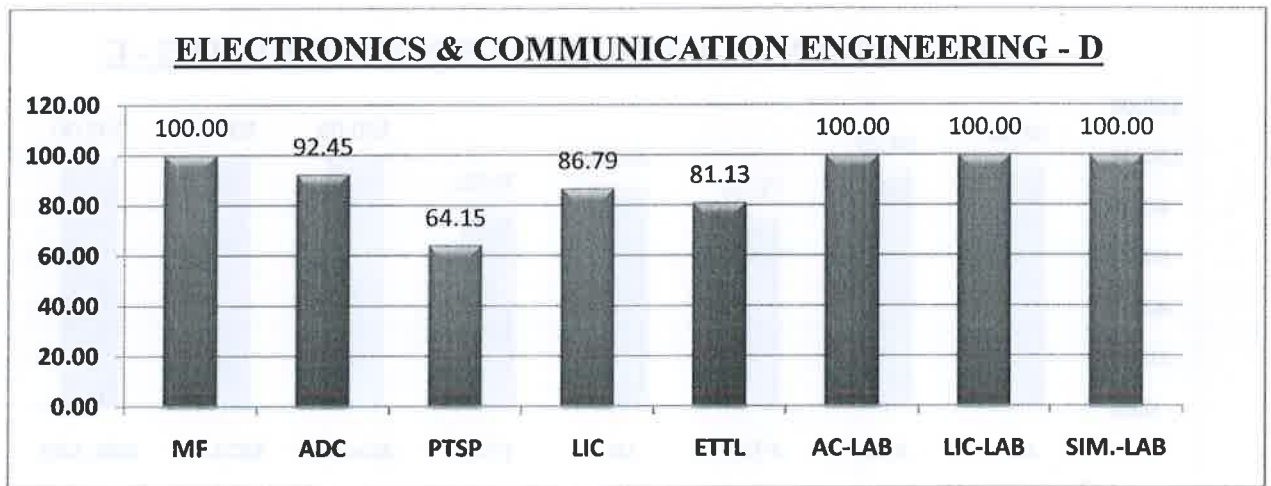
NUMBER OF STUDENTS APPEARED = 53

NUMBER OF STUDENTS PASSED = 31

NUMBER OF STUDENTS FAILED = 22

TOTAL PASS PERCENTAGE = 58.49%

BATCH	MF	ADC	PTSP	LIC	ETTL	AC-LAB	LIC-LAB	SIM.-LAB
2019	100.00	92.45	64.15	86.79	81.13	100.00	100.00	100.00



S. No.	Name of the Course	No. of Students Appeared	No. of Students Passed	Pass %	Name of the Faculty Mr/Ms	No. of Students Fail
1	MF	53	53	100.00	K.Shashanka	Nil
2	ADC	53	49	92.45	M.Soujanya	04
3	PTSP	53	34	64.15	P.NareshKumar	19
4	LIC	53	46	86.79	S.Yagnasree	07
5	ETTL	53	43	81.13	R.V.N.R.SuneelKrishna	10
6	AC-LAB	53	53	100.00	M.Soujanya/R.V.N.R Suneel krishna	Nil
7	LIC-LAB	53	53	100.00	S.Yagnasree/Ch.Suresh kumar	Nil
8	SIM.-LAB	53	53	100.00	U.AppalaRaju/Dr.V.SatyaSrinivas	Nil

NUMBER OF STUDENTS FAILED IN SUBJECT WISE

S. No.	Branch	Failed in one subject	Failed in two subjects	Failed in three subjects	Failed in four subjects	Failed in five & above subjects
01	ECE-D	13	02	05	02	Nil

She
PRINCIPAL

[Signature]



Geethanjali College of Engineering and Technology

(Accredited by NAAC with 'A' Grade & NBA, Approved by AICTE, Affiliated to JNTUH)

Cheeryal(V), Keesara(M), Medchal Dist, TS – 501 301

B.TECH- II YEAR II SEM REGULAR (AR18) EXAMINATIONS- JULY.'2021

RESULTS ANALYSIS

BRANCH: ELECTRONICS & COMMUNICATION ENGINEERING - E
OVERALL PASS PERCENTAGE (2019 BATCH)

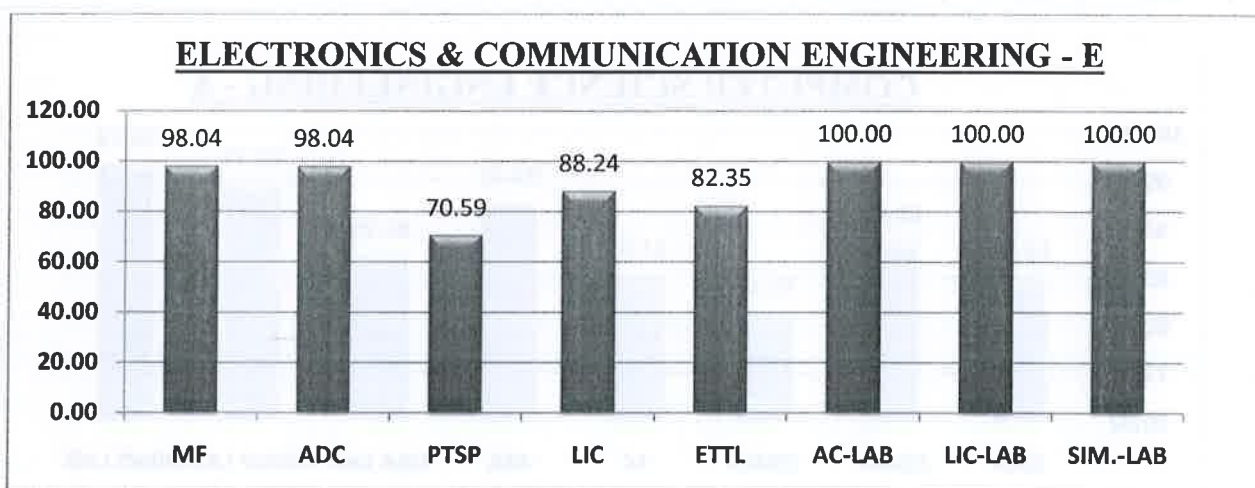
NUMBER OF STUDENTS APPEARED = 51

NUMBER OF STUDENTS PASSED = 33

NUMBER OF STUDENTS FAILED = 18

TOTAL PASS PERCENTAGE = 64.71%

BATCH	MF	ADC	PTSP	LIC	ETTL	AC-LAB	LIC-LAB	SIM.-LAB
2019	98.04	98.04	70.59	88.24	82.35	100.00	100.00	100.00



S. No.	Name of the Course	No. of Students Appeared	No. of Students Passed	Pass %	Name of the Faculty Mr/Ms	No. of Students Failed
1	MF	51	50	98.04	K.Shashanka	01
2	ADC	51	50	98.04	Dr.R.VijayaDurga	01
3	PTSP	51	36	70.59	A.Shankar	15
4	LIC	51	45	88.24	Prof.O.V.P.R.SivaKumar	06
5	ETTL	51	42	82.35	Dr.R.S.Raju	09
6	AC-LAB	51	51	100.00	Dr.R.VijayaDurga/Dr.S.Saritha	Nil
7	LIC-LAB	51	51	100.00	A.Subramanyam/B.Sreelatha	Nil
8	SIM.-LAB	51	51	100.00	A.Shankar/A.Soujanya	Nil

NUMBER OF STUDENTS FAILED IN SUBJECT WISE

S. No.	Branch	Failed in one subject	Failed in two subjects	Failed in three subjects	Failed in four subjects	Failed in five & above subjects
01	ECE-E	11	01	05	01	Nil


PRINCIPAL



Geethanjali College of Engineering and Technology

(Accredited by NAAC with 'A' Grade & NBA, Approved by AICTE, Affiliated to JNTUH)

Cheeryal(V), Keesara(M), Medchal Dist, TS – 501 301

B.TECH- II YEAR II SEM REGULAR (AR18) EXAMINATIONS- JULY.'2021

RESULTS ANALYSIS

BRANCH: COMPUTER SCIENCE ENGINEERING – A
OVERALL PASS PERCENTAGE (2019 BATCH)

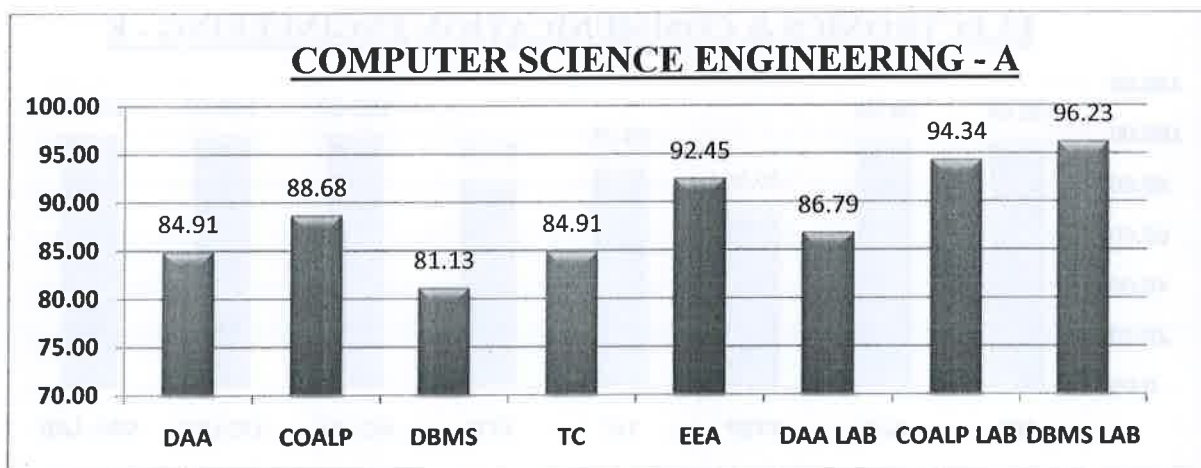
NUMBER OF STUDENTS APPEARED = 53

NUMBER OF STUDENTS PASSED = 36

NUMBER OF STUDENTS FAILED = 17

TOTAL PASS PERCENTAGE = 67.92%

BATCH	DAA	COALP	DBMS	TC	EEA	DAA - LAB	COALP -LAB	DBMS - LAB
2019	84.91	88.68	81.13	84.91	92.45	86.79	94.34	96.23



S. No	Name of the Course	No. of Students Appeared	No. Of Students Passed	Pass %	Name of the Faculty Mr/Ms	No. of Students Failed
1	DAA	53	45	84.91	Dr A Sreelakshmi	08
2	COALP	53	47	88.68	M Srinivas	06
3	DBMS	53	43	81.13	Dr N Ravi Shankar	10
4	TC	53	45	84.91	Preethi Prasada	08
5	EEA	53	49	92.45	K Lavanya	04
6	DAA LAB	53	46	86.79	Dr A Sreelakshmi	07
7	COALP-LAB	53	50	94.34	M Srinivas	03
8	DBMS LAB	53	51	96.23	Dr N Ravi Shankar	02

NUMBER OF STUDENTS FAILED IN SUBJECT WISE

S. No.	Branch	Failed in one subject	Failed in two subjects	Failed in three subjects	Failed in four subjects	Failed in five & above subjects
01	CSE-A	09	02	01	01	04


PRINCIPAL





Geethanjali College of Engineering and Technology

(Accredited by NAAC with 'A' Grade & NBA, Approved by AICTE, Affiliated to JNTUH)

Cheeryal(V), Keesara(M), Medchal Dist, TS – 501 301

B.TECH- II YEAR II SEM REGULAR (AR18) EXAMINATIONS- JULY.'2021

RESULTS ANALYSIS

BRANCH: COMPUTER SCIENCE ENGINEERING – B
OVERALL PASS PERCENTAGE (2019 BATCH)

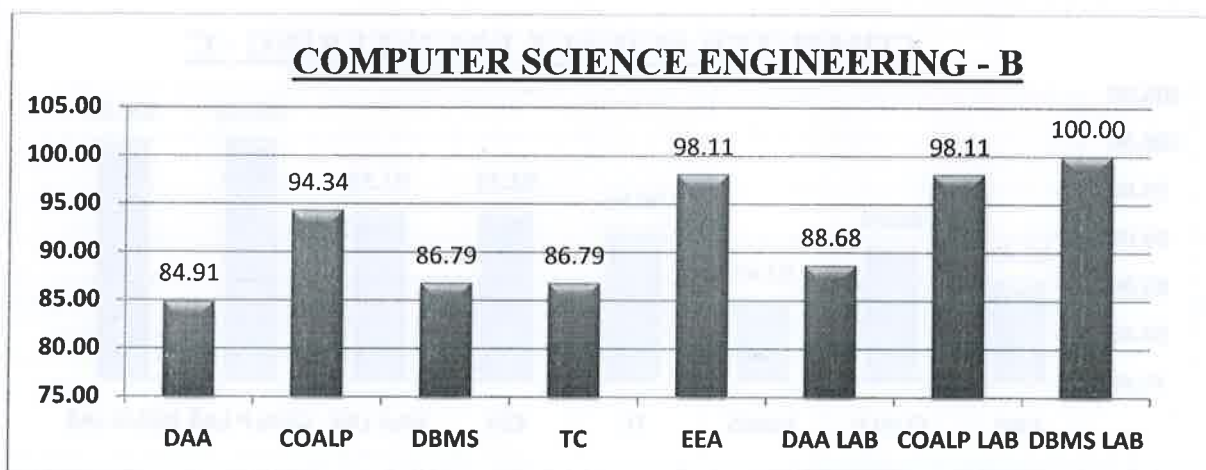
NUMBER OF STUDENTS APPEARED = 53

NUMBER OF STUDENTS PASSED = 40

NUMBER OF STUDENTS FAILED = 13

TOTAL PASS PERCENTAGE = 75.47%

BATCH	DAA	COALP	DBMS	TC	EEA	DAA - LAB	COALP -LAB	DBMS - LAB
2019	84.91	94.34	86.79	86.79	98.11	88.68	98.11	100.00



S. No	Name of the Course	No. of Students Appeared	No. of Students Passed	Pass %	Name of the Faculty Mr/Ms	No. of Students Failed
1	DAA	53	45	84.91	Prof V Madhusudan Rao	08
2	COALP	53	50	94.34	N Radhika Amareshwari	03
3	DBMS	53	46	86.79	Dr G Soma Sekhar	07
4	TC	53	46	86.79	Preethi Prasada	07
5	EEA	53	52	98.11	K Lavanya	01
6	DAA LAB	53	47	88.68	Prof V Madhusudan Rao	06
7	COALP-LAB	53	52	98.11	N Radhika Amareshwari	01
8	DBMS LAB	53	53	100.00	Dr G Soma Sekhar	Nil

NUMBER OF STUDENTS FAILED IN SUBJECT WISE

S. No.	Branch	Failed in one subject	Failed in two subjects	Failed in three subjects	Failed in four subjects	Failed in five & above subjects
01	CSE-B	05	03	01	02	02

Suk
PRINCIPAL



Geethanjali College of Engineering and Technology

(Accredited by NAAC with 'A' Grade & NBA, Approved by AICTE, Affiliated to JNTUH)

Cheeryal(V), Keesara(M), Medchal Dist, TS – 501 301

B.TECH- II YEAR II SEM REGULAR (AR18) EXAMINATIONS- JULY.'2021

RESULTS ANALYSIS

BRANCH: COMPUTER SCIENCE ENGINEERING – C OVERALL PASS PERCENTAGE (2019 BATCH)

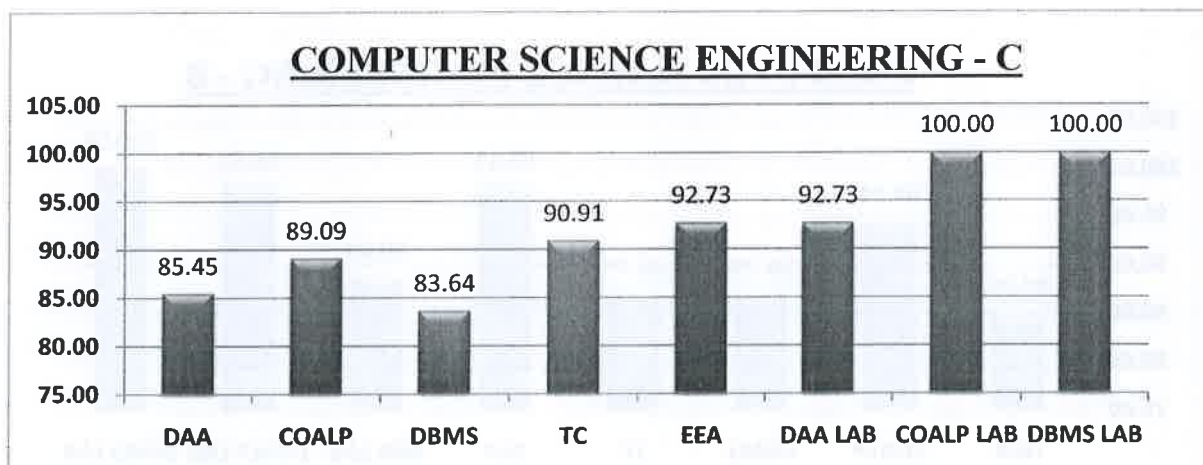
NUMBER OF STUDENTS APPEARED = 55

NUMBER OF STUDENTS PASSED = 40

NUMBER OF STUDENTS FAILED = 15

TOTAL PASS PERCENTAGE = 72.73%

BATCH	DAA	COALP	DBMS	TC	EEA	DAA - LAB	COALP -LAB	DBMS - LAB
2019	85.45	89.09	83.64	90.91	92.73	92.73	100.00	100.00



S. No	Name of the Course	No. of Students Appeared	No. of Students Passed	Pass %	Name of the Faculty Mr/Ms	No. of Students Failed'
1	DAA	55	47	85.45	D Venkateswarlu	08
2	COALP	55	49	89.09	K Shiva Kumar	06
3	DBMS	55	46	83.64	Dr K Kamakshaiah	09
4	TC	55	50	90.91	P Haritha	05
5	EEA	55	51	92.73	K Lavanya	04
6	DAA LAB	55	51	92.73	D Venkateswarlu	04
7	COALP-LAB	55	55	100.00	K Shiva Kumar	Nil
8	DBMS LAB	55	55	100.00	Dr K Kamakshaiah	Nil

NUMBER OF STUDENTS FAILED IN SUBJECT WISE

S. No.	Branch	Failed in one subject	Failed in two subjects	Failed in three subjects	Failed in four subjects	Failed in five & above subjects
01	CSE-C	05	05	02	Nil	03


PRINCIPAL



Geethanjali College of Engineering and Technology

(Accredited by NAAC with 'A' Grade & NBA, Approved by AICTE, Affiliated to JNTUH)

Cheeryal(V), Keesara(M), Medchal Dist, TS – 501 301

B.TECH- II YEAR II SEM REGULAR (AR18) EXAMINATIONS- JULY.'2021

RESULTS ANALYSIS

BRANCH: COMPUTER SCIENCE ENGINEERING – D

OVERALL PASS PERCENTAGE (2019 BATCH)

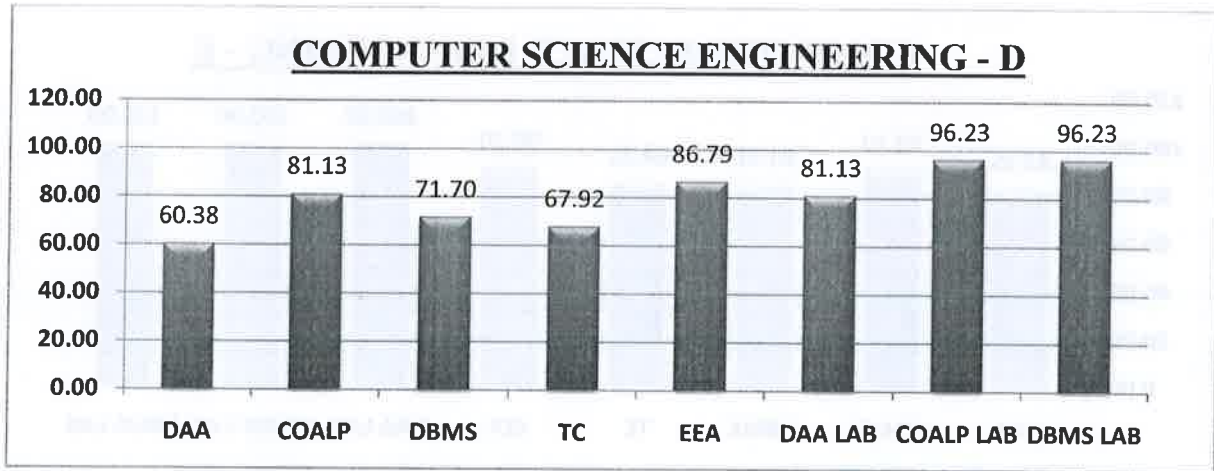
NUMBER OF STUDENTS APPEARED = 53

NUMBER OF STUDENTS PASSED = 26

NUMBER OF STUDENTS FAILED = 27

TOTAL PASS PERCENTAGE = 49.06%

BATCH	DAA	COALP	DBMS	TC	EEA	DAA - LAB	COALP - LAB	DBMS - LAB
2019	60.38	81.13	71.70	67.92	86.79	81.13	96.23	96.23



S. No.	Name of the Course	No. of Students Appeared	No. of Students Passed	Pass %	Name of the Faculty Mr/Ms	No. of Students Failed
1	DAA	53	32	60.38	Dr B V Swathi	21
2	COALP	53	43	81.13	K Shiva Kumar	10
3	DBMS	53	38	71.70	C Esther Varma	15
4	TC	53	36	67.92	P Haritha	17
5	EEA	53	46	86.79	Shainaz Begum	07
6	DAA LAB	53	43	81.13	Dr B V Swathi	10
7	COALP-LAB	53	51	96.23	K Shiva Kumar	02
8	DBMS LAB	53	51	96.23	C Esther Varma	02

NUMBER OF STUDENTS FAILED IN SUBJECT WISE

S. No.	Branch	Failed in one subject	Failed in two subjects	Failed in three subjects	Failed in four subjects	Failed in five & above subjects
01	CSE-D	08	05	03	04	07

S. Sub
PRINCIPAL

[Signature]



Geethanjali College of Engineering and Technology

(Accredited by NAAC with 'A' Grade & NBA, Approved by AICTE, Affiliated to JNTUH)

Cheeryal(V), Keesara(M), Medchal Dist, TS – 501 301

B.TECH- II YEAR II SEM REGULAR (AR18) EXAMINATIONS- JULY.'2021

RESULTS ANALYSIS

BRANCH: COMPUTER SCIENCE ENGINEERING – E
OVERALL PASS PERCENTAGE (2019 BATCH)

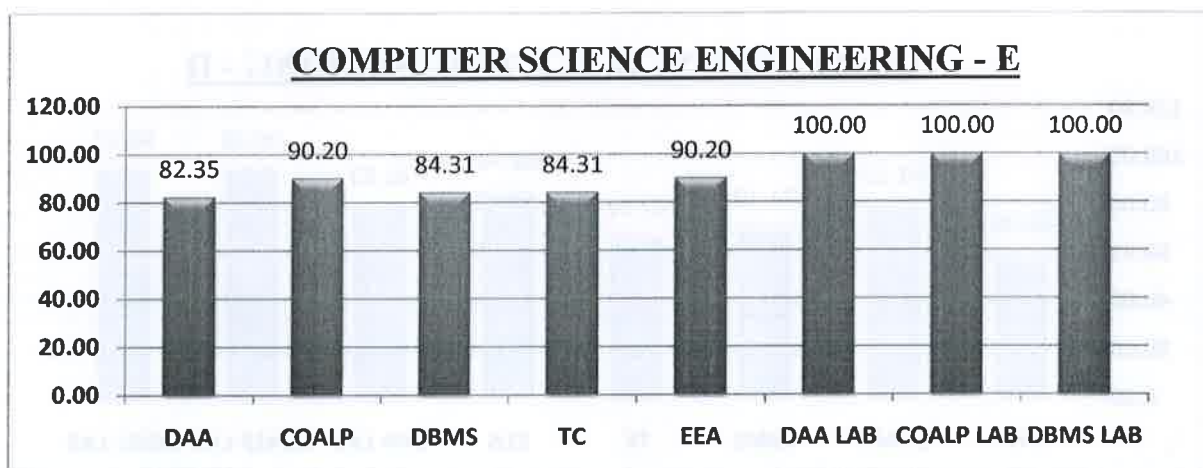
NUMBER OF STUDENTS APPEARED = 51

NUMBER OF STUDENTS PASSED = 36

NUMBER OF STUDENTS FAILED = 15

TOTAL PASS PERCENTAGE = 70.59%

BATCH	DAA	COALP	DBMS	TC	EEA	DAA - LAB	COALP - LAB	DBMS - LAB
2019	82.35	90.20	84.31	84.31	90.20	100.00	100.00	100.00



S. No.	Name of the Course	No. of Students Appeared	No. of Students Passed	Pass %	Name of the Faculty Mr/Ms	No. of Students Failed
1	DAA	51	42	82.35	D Venkateswarlu	09
2	COALP	51	46	90.20	Dr Gagan Deep	05
3	DBMS	51	43	84.31	Uma Devi	08
4	TC	51	43	84.31	Dr Rajesh Srivatsava	08
5	EEA	51	46	90.20	Shainaz Begum	05
6	DAA LAB	51	51	100.00	D Venkateswarlu	Nil
7	COALP-LAB	51	51	100.00	Dr Gagan Deep	Nil
8	DBMS LAB	51	51	100.00	Uma Devi	Nil

NUMBER OF STUDENTS FAILED IN SUBJECT WISE

S. No.	Branch	Failed in one subject	Failed in two subjects	Failed in three subjects	Failed in four subjects	Failed in five & above subjects
01	CSE-E	05	05	01	03	01


PRINCIPAL



Geethanjali College of Engineering and Technology

(Accredited by NAAC with 'A' Grade & NBA, Approved by AICTE, Affiliated to JNTUH)

Cheeryal(V), Keesara(M), Medchal Dist, TS – 501 301

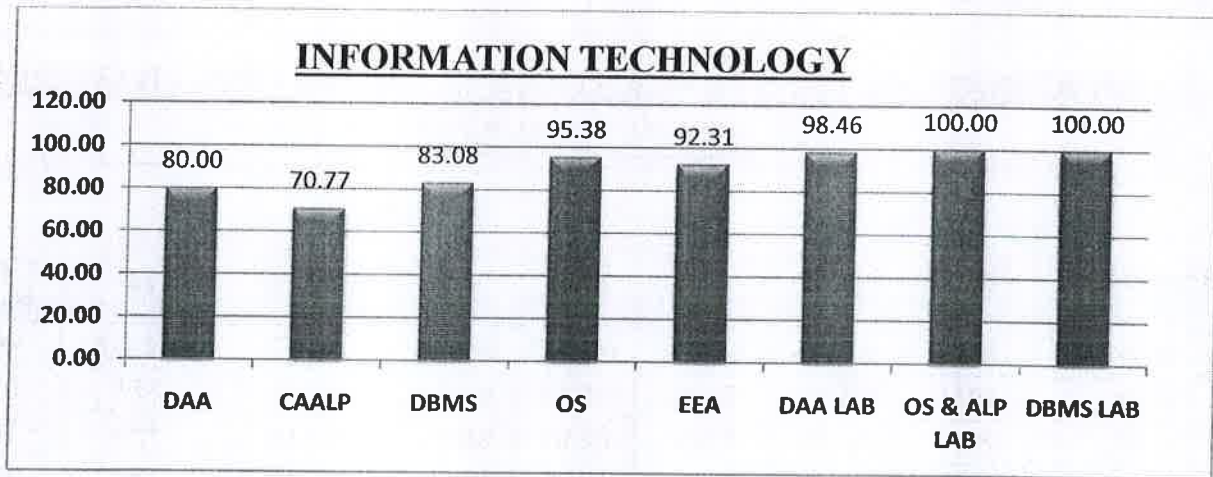
B.TECH- II YEAR II SEM REGULAR (AR18) EXAMINATIONS- JULY.'2021

RESULTS ANALYSIS

BRANCH: INFORMATION TECHNOLOGY
OVERALL PASS PERCENTAGE (2019 BATCH)

NUMBER OF STUDENTS APPEARED = 65
NUMBER OF STUDENTS PASSED = 42
NUMBER OF STUDENTS FAILED = 23
TOTAL PASS PERCENTAGE = 64.62%

BATCH	DAA	CAALP	DBMS	TC	EEA	DAA - LAB	OS & ALP LAB	DBMS - LAB
2019	80.00	70.77	83.08	95.38	92.31	98.46	100.00	100.00



S. No	Name of the Course	No. of Students Appeared	No. of Students Passed	Pass %	Name of the Faculty Mr/Ms	No. of Students Failed
1	DAA	65	52	80.00	Dr Ramakanth Mohanty	13
2	CAALP	65	46	70.77	N Radhika Amareshwari	19
3	DBMS	65	54	83.08	K Naresh Babu	11
4	OS	65	62	95.38	Y Swathi Tejah	03
5	EEA	65	60	92.31	Shainaz Begum	05
6	DAA LAB	65	64	98.46	Dr Ramakanth Mohanty	01
7	OS & ALP LAB	65	65	100.00	N Radhika Amareshwari/Y Swathi Tejah	Nil
8	DBMS LAB	65	65	100.00	Uma Devi	Nil

NUMBER OF STUDENTS FAILED IN SUBJECT WISE

S. No.	Branch	Failed in one subject	Failed in two subjects	Failed in three subjects	Failed in four subjects	Failed in five & above subjects
01	IT	09	06	03	04	01


PRINCIPAL



Geethanjali College of Engineering and Technology

(Accredited by NAAC with 'A' Grade & NBA, Approved by AICTE, Affiliated to JNTUH)

Cheeryal(V), Keesara(M), Medchal Dist, TS – 501 301

DATE : 21.10.2021

RESULT ANALYSIS FOR 2019 BATCH (II YEAR II SEM) COLLEGE PASS PERCENTAGEAS ON 21-10-2021

YEAR/SEM (2019 Batch)	EXAM DATE	BRANCH						College Pass %
		EEE	ECE	CSE	MECH	CE	IT	
II YEAR II SEM	JULY'2021	40.15	61.60	67.17	65.52	51.97	64.62	59.51
II YEAR I SEM	FEB'2021	52.94	60.84	63.40	62.93	38.58	56.92	57.51
I YEAR II SEM	NOV'2020	40.48	60.17	64.44	39.24	27.59	50.85	52.93
I YEAR I SEM	DEC'2019	50.59	78.24	76.57	54.43	43.33	69.49	67.76

COMPARISION OF PASS PERCENTAGE WITH PREVIOUS BATCHES AS ON 21-10-2021

Year/Sem	Batch	BRANCH						College Pass %
		EEE	ECE	CSE	CE	MECH	IT	
II/II	2019	40.15	61.60	67.17	51.97	65.52	64.62	59.51
II/II	2018	66.94	50.94	66.54	65.29	78.40	***	63.46
II/II	2017	73.91	77.66	82.89	66.90	67.16	***	75.47
II/II	2016	62.5	59.66	60.86	64.22	68.70	***	62.26
II/II	2015	58	45.16	38.72	41.12	51.28	***	44.70
II/II	2014	18.36	42.41	58.33	33.33	37.71	***	44.32
II/II	2013	45.61	66.50	58.25	***	39.82	34.61	54.69
II/II	2012	53.96	60.62	45.45	***	56.92	54.54	54.19
II/II	2011	61.97	70.08	45.83	***	63.33	70.69	62.35
II/II	2010	67.64	73.01	66.66	***	***	57.01	66.08
II/II	2009	63.93	59.23	62.18	***	***	58.87	61.05
II/II	2008	67.69	67.96	60.62	***	***	68.64	62.23
II/II	2007	37.30	56.19	52.73	***	***	58.92	51.39
II/II	2006	38.33	48.27	58.18	***	***	40.58	46.34
II/II	2005	***	22.22	37.28	***	***	33.33	30.94

PRINCIPAL



Geethanjali College of Engineering and Technology

(Accredited by NAAC with 'A' Grade & NBA, Approved by AICTE, Affiliated to JNTUH)

Cheeryal(V), Keesara(M), Medchal Dist, TS – 501 301

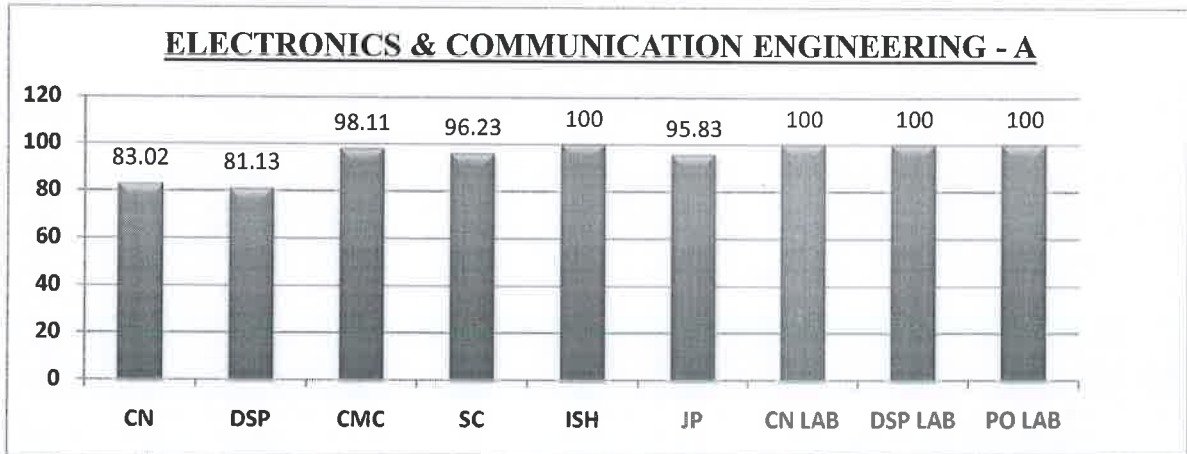
B.TECH- III YEAR II SEM REGULAR (AR18) EXAMINATIONS- JULY, '2021

RESULTS ANALYSIS

BRANCH: ELECTRONICS & COMMUNICATION ENGINEERING - A
OVERALL PASS PERCENTAGE (2018 BATCH)

NUMBER OF STUDENTS APPEARED = 53
NUMBER OF STUDENTS PASSED = 38
NUMBER OF STUDENTS FAILED = 15
TOTAL PASS PERCENTAGE = 71.70%

BATCH	CN	DSP	CMC	SC	ISH	JP	CN LAB	DSP LAB	PO LAB
2018	83.02	81.13	98.11	96.23	100	95.83	100	100	100



S. No.	Name of the Course	No. of Students Appeared	No. of Students Passed	Pass %	Name of the Faculty Mr/Ms	No. of Students Failed
1	CN	53	44	83.02	Dr.A.HARI PRASAD REDDY	9
2	DSP	53	43	81.13	Dr.S.SPANDANA	10
3	CMC	53	52	98.11	B.RAMU	01
4	SC	53	51	96.23	Dr. V.SATYA SRINIVAS	02
5	ISH	29	29	100.00	B.SOUJANYA	-NIL-
6	JP	24	23	95.83	M.SHIVAPRASAD	01
7	CN LAB	53	53	100.00	Dr.A.HARI PRASAD REDDY	-NIL-
8	DSP LAB	53	53	100.00	Dr.S.SPANDANA / L.KAVYA	-NIL-
9	PO LAB	53	53	100.00	G.SREE LAKSHM / PRASAD	-NIL-

NUMBER OF STUDENTS FAILED IN SUBJECT WISE

S. No.	Branch	Failed in one subject	Failed in two subjects	Failed in three subjects	Failed in four subjects	Failed in five & above subjects
01	ECE-A	09	05	-NIL-	01	-NIL-


PRINCIPAL





Geethanjali College of Engineering and Technology

(Accredited by NAAC with 'A' Grade & NBA, Approved by AICTE, Affiliated to JNTUH)
Cheeryal(V), Keesara(M), Medchal Dist, TS – 501 301

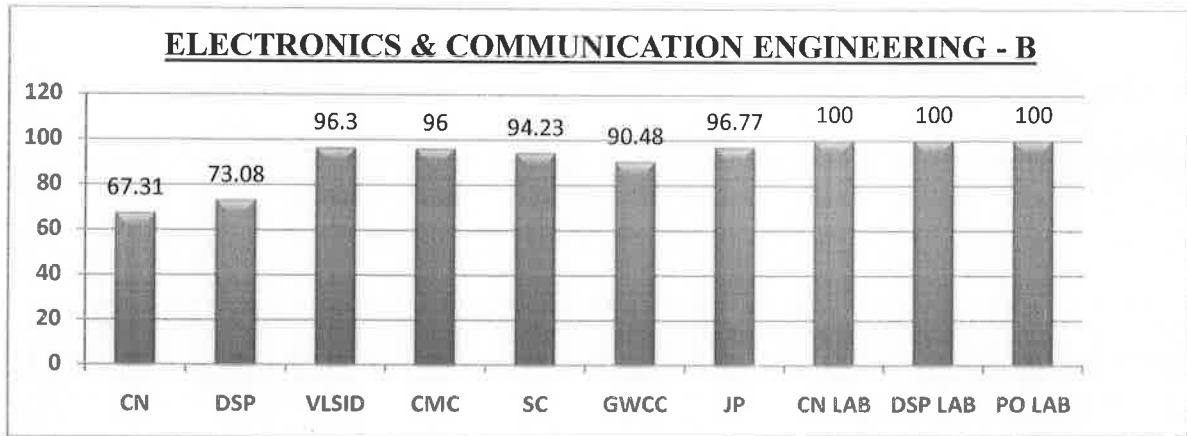
B.TECH- III YEAR II SEM REGULAR (AR18) EXAMINATIONS- JULY.'2021

RESULTS ANALYSIS

BRANCH: ELECTRONICS & COMMUNICATION ENGINEERING - B
OVERALL PASS PERCENTAGE (2018 BATCH)

NUMBER OF STUDENTS APPEARED = 52
NUMBER OF STUDENTS PASSED = 29
NUMBER OF STUDENTS FAILED = 23
TOTAL PASS PERCENTAGE = 55.77%

BATCH	CN	DSP	VLSID	CMC	SC	GWCC	JP	CN LAB	DSP LAB	PO LAB
2018	67.31	73.08	96.30	96	94.23	90.48	96.77	100.00	100.00	100.00



S. No.	Name of the Subject	No. of Students Appeared	No. Of Students Passed	Pass %	Name of the Faculty Mr/Ms	No. of Students Failed
1	CN	52	35	67.31	G.SWAPNA	17
2	DSP	52	38	73.08	L.KAVYA	14
3	VLSID	27	26	96.30	G.SREE LAKSHMI	01
4	CMC	25	24	96.00	DR.MD.SHAUKATH ALI KHAN	01
5	SC	52	49	94.23	B.SUNEETHA	03
6	GWCC	21	19	90.48	V.NAVANEETHA	02
7	JP	31	30	96.77	M.SHIVAPRASAD	01
8	CN - LAB	52	52	100.00	G.SWAPNA	-NIL-
9	DSP - LAB	52	52	100.00	L.KAVYA / B.RAMU	-NIL-
10	PO - LAB	52	52	100.00	G.SREE LAKSHMI /CH.SANDEEP	-NIL-

NUMBER OF STUDENTS FAILED IN SUBJECT WISE

S. No.	Branch	Failed in one subject	Failed in two subjects	Failed in three subjects	Failed in four subjects	Failed in five & above subjects
01	ECE-B	13	05	04	01	-NIL-

S. S. S.
PRINCIPAL

A. S. S.



Geethanjali College of Engineering and Technology

(Accredited by NAAC with 'A' Grade & NBA, Approved by AICTE, Affiliated to JNTUH)

Cheeryal(V), Keesara(M), Medchal Dist, TS – 501 301

B.TECH- III YEAR II SEM REGULAR (AR18) EXAMINATIONS- JULY.'2021

RESULTS ANALYSIS

BRANCH: ELECTRONICS & COMMUNICATION ENGINEERING - C

OVERALL PASS PERCENTAGE (2018 BATCH)

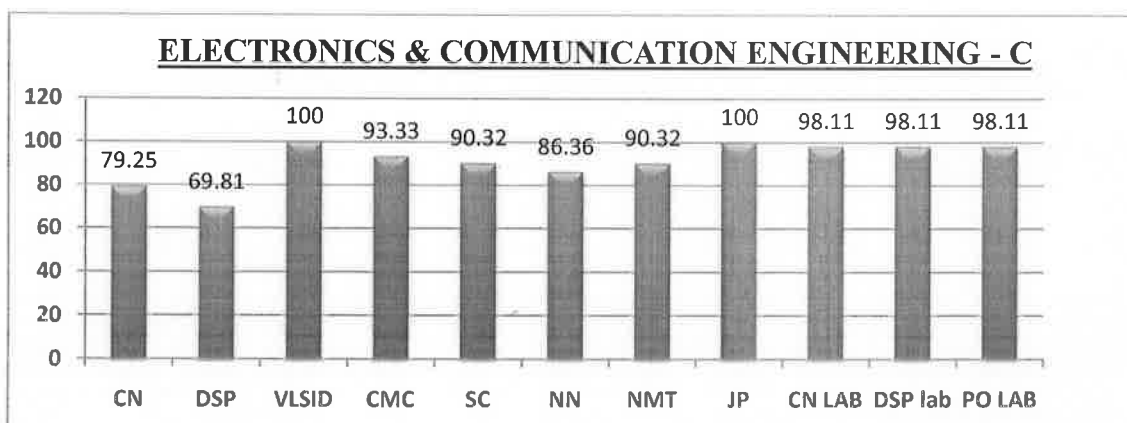
NUMBER OF STUDENTS APPEARED = 53

NUMBER OF STUDENTS PASSED = 34

NUMBER OF STUDENTS FAILED = 19

TOTAL PASS PERCENTAGE = 64.15%

BATCH	CN	DSP	VLSID	CMC	SC	NN	NMT	JP	CN LAB	DSP LAB	PO LAB
2018	79.25	69.81	100	93.33	90.32	86.36	90.32	100	98.11	98.11	98.11



S. No.	Name of the Course	No. of Students Appeared	No. of Students Passed	Pass %	Name of the Faculty Mr/Ms	No. of Students Failed
1	CN	53	42	79.25	Dr.D.RAKESH KUMAR	11
2	DSP	53	37	69.81	Dr.B. LEELA RAM PRAKASH	16
3	VLSID	23	23	100.00	CH.SANDEEP	-NIL-
4	CMC	30	28	93.33	Dr.MD.SHAUKATH ALI KHAN	02
5	SC	31	28	90.32	S.KRISHNA PRIYA	03
6	NN	22	19	86.36	Dr.S.SURYANARAYANA	03
7	NMT	31	28	90.32	A.SANTOSH	03
8	JP	22	22	100.00	M.SHIVAPRASAD	-NIL-
9	CN LAB	53	52	98.11	Dr.D.RAKESH KUMAR	01
10	DSP lab	53	52	98.11	B.RAMU / S.JYOTHIRMAYEE	01
11	PO LAB	53	52	98.11	P.CHANDRA PRAKASH / M.ANAND	01

NUMBER OF STUDENTS FAILED IN SUBJECT WISE

S. No.	Branch	Failed in one subject	Failed in two subjects	Failed in three subjects	Failed in four subjects	Failed in five & above subjects
01	ECE-C	09	05	03	-NIL-	02

PRINCIPAL

(Signature)



Geethanjali College of Engineering and Technology

(Accredited by NAAC with 'A' Grade & NBA, Approved by AICTE, Affiliated to JNTUH)
Cheeryal(V), Keesara(M), Medchal Dist, TS - 501 301

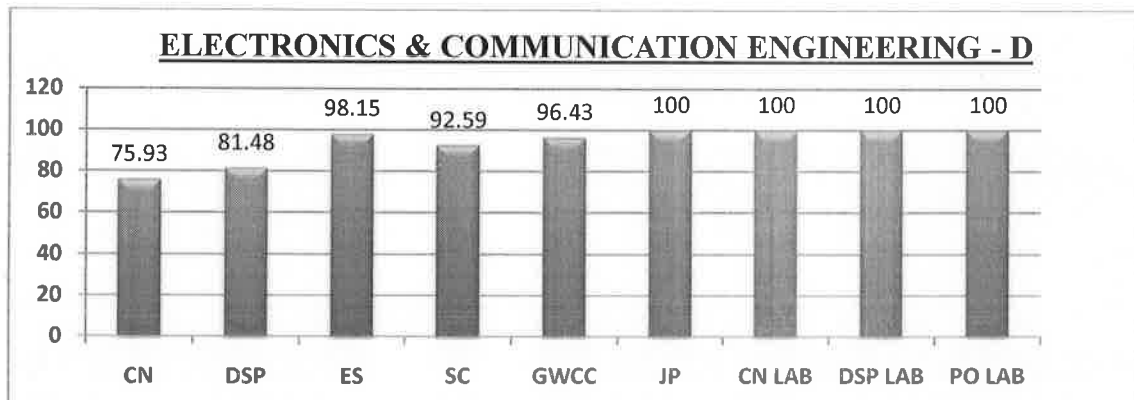
B.TECH- III YEAR II SEM REGULAR (AR18) EXAMINATIONS- JULY.'2021

RESULTS ANALYSIS

BRANCH: ELECTRONICS & COMMUNICATION ENGINEERING - D
OVERALL PASS PERCENTAGE (2018 BATCH)

NUMBER OF STUDENTS APPEARED = 54
NUMBER OF STUDENTS PASSED = 36
NUMBER OF STUDENTS FAILED = 18
TOTAL PASS PERCENTAGE = 66.67%

BATCH	CN	DSP	ES	SC	GWCC	JP	CN LAB	DSP LAB	PO LAB
2018	75.93	81.48	98.15	92.59	96.43	100.00	100.00	100.00	100.00



S. No.	Name of the Course	No. of Students Appeared	No. of Students Passed	Pass %	Name of the Faculty Mr/Ms	No. of Students Failed
1	CN	54	41	75.93	G.SWAPNA	13
2	DSP	54	44	81.48	S.JYOTHIRMAYEE	10
3	ES	54	53	98.15	A.SUBRAMANYAM	01
4	SC	54	50	92.59	B.SUNEETHA	04
5	GWCC	28	27	96.43	V.NAVANEETHA	01
6	JP	26	26	100.00	M.SHIVAPRASAD	-NIL-
7	CN - LAB	54	54	100.00	G.SWAPNA	-NIL-
8	DSP - LAB	54	54	100.00	S.JYOTHIRMAYEE,R.ODIAH	-NIL-
9	PO - LAB	54	54	100.00	M.ANAND,S.YAGNASREE	-NIL-

NUMBER OF STUDENTS FAILED IN SUBJECT WISE

S. No.	Branch	Failed in one subject	Failed in two subjects	Failed in three subjects	Failed in four subjects	Failed in five & above subjects
01	ECE-D	11	03	04	-NIL-	-NIL-

S. Jyothirmayee
PRINCIPAL

A. Subramanyam



Geethanjali College of Engineering and Technology

(Accredited by NAAC with 'A' Grade & NBA, Approved by AICTE, Affiliated to JNTUH)

Cheeryal(V), Keesara(M), Medchal Dist, TS – 501 301

B.TECH- III YEAR II SEM REGULAR (AR18) EXAMINATIONS- JULY.'2021

RESULTS ANALYSIS

BRANCH: ELECTRONICS & COMMUNICATION ENGINEERING - E

OVERALL PASS PERCENTAGE (2018 BATCH)

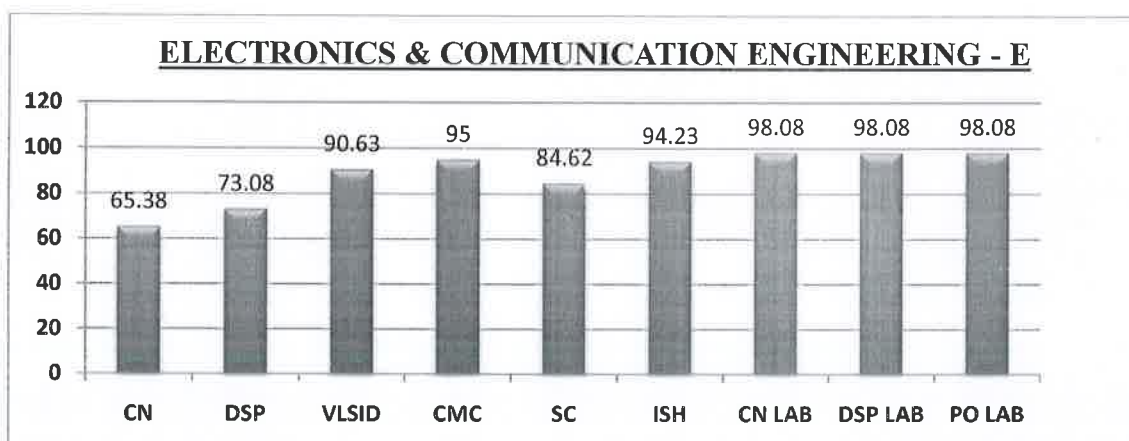
NUMBER OF STUDENTS APPEARED = 52

NUMBER OF STUDENTS PASSED = 29

NUMBER OF STUDENTS FAILED = 23

TOTAL PASS PERCENTAGE = 55.77%

BATCH	CN	DSP	VLSID	CMC	SC	ISH	CN LAB	DSP LAB	PO LAB
2018	65.38	73.08	90.63	95	84.62	94.23	98.08	98.08	98.08



S. No.	Name of the Course	No. of Students Appeared	No. Of Students Passed	Pass %	Name of the Faculty Mr/Ms	No. of Students Failed
1	CN	52	34	65.38	DR.D.RAKESH KUMAR	18
2	DSP	52	38	73.08	R.ODIAIAH	14
3	VLSID	32	29	90.63	DR.S.VALLISREE	03
4	CMC	20	19	95.00	P.CHANDRAPRAKASH REDDY	01
5	SC	52	44	84.62	S.KRISHNA PRIYA	08
6	ISH	52	49	94.23	B.SOUJANYA	03
7	CN LAB	52	51	98.08	DR.D.RAKESH KUMAR	01
8	DSP LAB	52	51	98.08	R.ODIAIAH,B.RAMU	01
9	PO LAB	52	51	98.08	CH.SANDEEP	01

NUMBER OF STUDENTS FAILED IN SUBJECT WISE

S. No.	Branch	Failed in one subject	Failed in two subjects	Failed in three subjects	Failed in four subjects	Failed in five & above subjects
01	ECE-E	12	04	04	03	-NIL-


PRINCIPAL





Geethanjali College of Engineering and Technology

(Accredited by NAAC with 'A' Grade & NBA, Approved by AICTE, Affiliated to JNTUH
Cheeryal(V), Keesara(M), Medchal Dist, TS – 501 301

Date: 22-09-2021

RESULT ANALYSIS FOR 2017 BATCH (IV YEAR II SEM) COLLEGE PASS PERCENTAGE AS ON 22-09-2021

YEAR/SEM (2017 Batch)	EXAM DATE	BRANCH					College Pass %
		EEE	ECE	CSE	MECH	CE	
IV Year – II Sem	July'2021	88.41	97.86	93.56	83.46	89.58	92.13
IV Year – I Sem	Feb 2021	91.30	91.07	78.79	81.89	90.28	86.36
III Year – II Sem	Nov 2020	89.86	75	68.18	63.78	62.68	71.92
III Year – I Sem	Nov 2019	69.57	78.70	68.56	71.88	71.83	72.60
II Year – II Sem	April 2019	73.91	77.66	82.89	67.16	67.16	75.47
II Year – I Sem	Nov 2018	45.39	60.70	46.24	42.86	66.92	52.67
I Year – II Sem	May 2018	62.38	70.16	64.26	55.83	55.83	63.24
I Year – I Sem	Nov 2017	51.36	70.46	67.78	56.66	56.66	61.31

COMPARISON OF PASS PERCENTAGE WITH PREVIOUS BATCHES AS ON 20-09-2021

YEAR/ SEM	BATCH	BRANCH						College Pass %
		EEE	ECE	CSE	CE	IT	MECH	
IV / II	2017	88.41	97.86	93.56	89.58	***	83.46	92.13
IV / II	2016	96.24	88.46	90.95	88.98	***	90.32	90.60
IV / II	2015	53.03	64.13	69.96	57.84	***	77.59	66.18
IV / II	2014	35.18	62.54	57.62	68.35	***	66.35	60.11
IV / II	2013	35.71	74.64	69.76	***	47.16	78.26	68.05
IV / II	2012	60	72.39	73.78	***	83.01	54.41	71.35
IV / II	2011	65.27	82.57	92.30	***	69.02	48.00	79.26
IV / II	2010	79.71	94.87	92.56	***	93.85	***	91.44
IV / II	2009	79.66	97.74	93.28	***	81.90	***	89.90
IV / II	2008	72.00	93.00	93.38	***	80.00	***	84.60
IV / II	2007	45.00	93.00	92.00	***	80.00	***	77.50
IV / II	2006	41.81	82.75	94.54	***	80.62	***	74.93
IV / II	2005	***	90.00	98.33	***	70.45	***	86.26

CONTROLLER OF EXAMINATIONS

PRINCIPAL



Geethanjali College of Engineering and Technology

(Accredited by NAAC with 'A' Grade & NBA, Approved by AICTE, Affiliated to JNTUH

Cheeryal(V), Keesara(M), Medchal Dist, TS – 501 301

B.TECH- IV YEAR II SEM REGULAR (AR16) EXAMINATIONS - JULY'2021

RESULTS ANALYSIS

BRANCH: CIVIL ENGINEERING – A OVERALL PASS PERCENTAGE (2017 BATCH)

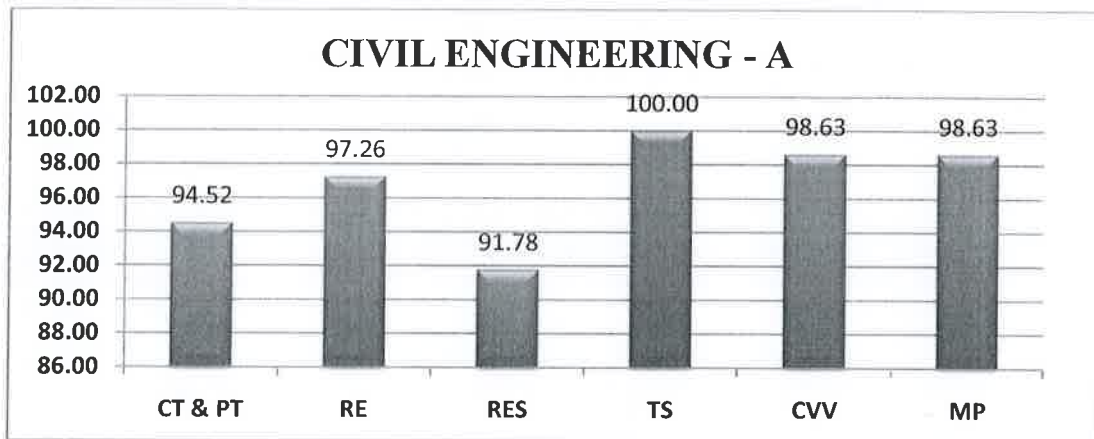
NUMBER OF STUDENTS APPEARED = 73

NUMBER OF STUDENTS PASSED = 66

NUMBER OF STUDENTS FAILED = 07

TOTAL PASS PERCENTAGE = 90.41 %

BATCH	CT & PT	RE	RES	TS	CVV	MP
2017	94.52	97.26	91.78	100.00	98.63	98.63



S. No	Name of the Course	No. of Students Appeared	No. of Students Passed	Pass %	Name of the Faculty's / Mr./Ms	No. of Students Failed
1	CT & PT	73	69	94.52	V. Navodaya	04
2	RE	73	71	97.26	M. Srujan Kumar	02
3	RES	73	67	91.78	E. Himabindu	06
4	TS	73	73	100.00		Nil
5	CVV	73	72	98.63		01
6	MP	73	72	98.63		01

NUMBER OF STUDENTS FAILED IN SUBJECT WISE

S. No.	Branch	Failed in one Course	Failed in two subjects	Failed in three subjects	Failed in four subjects	Failed in five & above subjects
01	CIVIL-A	04	01	01	Nil	01


PRINCIPAL





Geethanjali College of Engineering and Technology

(Accredited by NAAC with 'A' Grade & NBA, Approved by AICTE, Affiliated to JNTUH
Cheeryal(V), Keesara(M), Medchal Dist, TS – 501 301

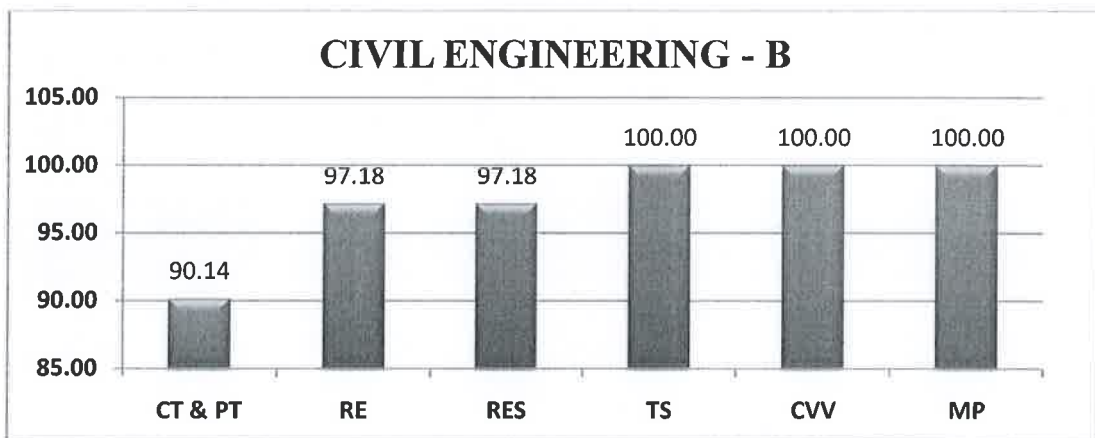
B.TECH- IV YEAR II SEM REGULAR (AR16) EXAMINATIONS - JULY'2021

RESULTS ANALYSIS

BRANCH: CIVIL ENGINEERING – B OVERALL PASS PERCENTAGE (2017 BATCH)

NUMBER OF STUDENTS APPEARED = 71
NUMBER OF STUDENTS PASSED = 63
NUMBER OF STUDENTS FAILED = 08
TOTAL PASS PERCENTAGE = 88.73 %

BATCH	CT & PT	RE	RES	TS	CVV	MP
2017	90.14	97.18	97.18	100.00	100.00	100.00



S. No.	Name of the Course	No. of Students Appeared	No. of Students Passed	Pass %	Name of the Faculty's / Mr./Ms	No. of Students Failed
1	CT & PT	71	64	90.14	V. Anusha	07
2	RE	71	69	97.18	M. Srujan Kumar	02
3	RES	71	69	97.18	Azra Zaneb	02
4	TS	71	71	100.00		Nil
5	CVV	71	71	100.00		Nil
6	MP	71	71	100.00		Nil

NUMBER OF STUDENTS FAILED IN SUBJECT WISE

S. No.	Branch	Failed in one Course	Failed in two subjects	Failed in three subjects	Failed in four subjects	Failed in five & above subjects
01	CIVIL-B	06	01	01	Nil	Nil


PRINCIPAL





Geethanjali College of Engineering and Technology

(Accredited by NAAC with 'A' Grade & NBA, Approved by AICTE, Affiliated to JNTUH
Cheeryal(V), Keesara(M), Medchal Dist, TS – 501 301

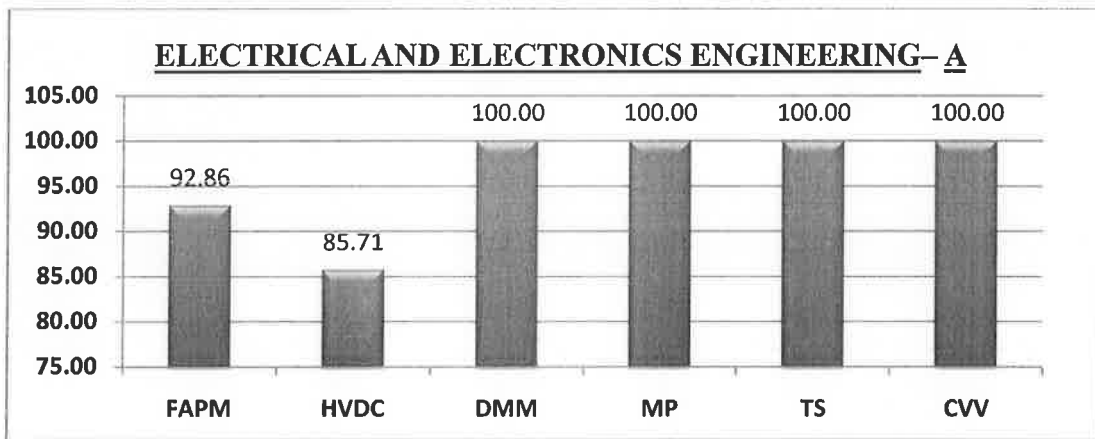
B.TECH- IV YEAR II SEM REGULAR (AR16) EXAMINATIONS - JULY'2021 RESULTS ANALYSIS

BRANCH: ELECTRICAL AND ELECTRONICS ENGINEERING- A

OVERALL PASS PERCENTAGE (2017 BATCH)

NUMBER OF STUDENTS APPEARED = 70
NUMBER OF STUDENTS PASSED = 56
NUMBER OF STUDENTS FAILED = 14
TOTAL PASS PERCENTAGE = 80.00 %

BATCH	FAPM	HVDC	DMM	MP	TS	CVV
2017	92.86	85.71	100.00	100.00	100.00	100.00



S. No.	Name of the Course	No. of Students Appeared	No. of Students Passed	Pass %	Name of the Faculty's / Mr./Ms	No. of Students Failed
1	FAPM	70	65	92.86	V.N.Suhasini	05
2	HVDC	70	60	85.71	K. Mahender	10
3	DMM	70	70	100.00	D.Ramachander	Nil
4	MP	70	70	100.00	K.Murali / M.Prashanth	Nil
5	TS	70	70	100.00	Azra Zaineb	Nil
6	CVV	70	70	100.00	S.Poorna Chandar Rao	Nil

NUMBER OF STUDENTS FAILED IN SUBJECT WISE

S. No.	Branch	Failed in one Course	Failed in two subjects	Failed in three subjects	Failed in four subjects	Failed in five & above subjects
01	EEE-A	13	01	Nil	Nil	Nil


PRINCIPAL





Geethanjali College of Engineering and Technology

(Accredited by NAAC with 'A' Grade & NBA, Approved by AICTE, Affiliated to JNTUH
Cheeryal(V), Keesara(M), Medchal Dist, TS – 501 301

B.TECH- IV YEAR II SEM REGULAR (AR16) EXAMINATIONS - JULY'2021

RESULTS ANALYSIS

BRANCH: ELECTRICAL AND ELECTRONICS ENGINEERING- B

OVERALL PASS PERCENTAGE (2017 BATCH)

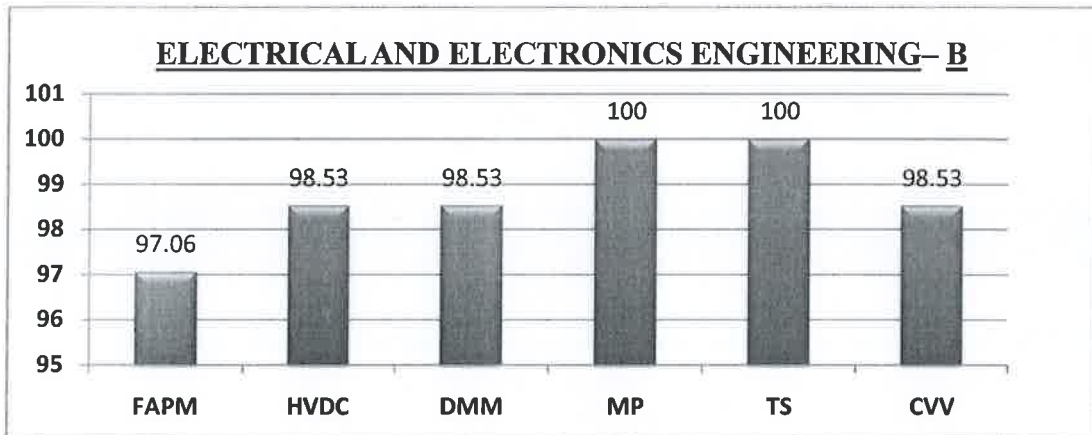
NUMBER OF STUDENTS APPEARED = 68

NUMBER OF STUDENTS PASSED = 66

NUMBER OF STUDENTS FAILED = 02

TOTAL PASS PERCENTAGE = 97.06%

BATCH	FAPM	HVDC	DMM	MP	TS	CVV
2017	97.06	98.53	98.53	100.00	100.00	98.53



S. No.	Name of the Course	No. of Students Appeared	No. of Students Passed	Pass %	Name of the Faculty's / Mr./Ms	No. of Students Failed
1	FAPM	68	66	97.06	V.N.Suhasini	02
2	HVDC	68	67	98.53	V.Padmaja	01
3	DMM	68	67	98.53	V.Goutham	01
4	MP	68	68	100.00	Dr. M.ARUNA BHARATI / S. HAREESH REDDY	Nil
5	TS	68	68	100.00	V.Padmaja	Nil
6	CVV	68	67	98.53	S.Poorna Chandar Rao	1

NUMBER OF STUDENTS FAILED IN SUBJECT WISE

S. No.	Branch	Failed in one Course	Failed in two subjects	Failed in three subjects	Failed in four subjects	Failed in five & above subjects
01	EEE-B	01	Nil	Nil	01	Nil


PRINCIPAL



Geethanjali College of Engineering and Technology

(Accredited by NAAC with 'A' Grade & NBA, Approved by AICTE, Affiliated to JNTUH
Cheeryal(V), Keesara(M), Medchal Dist, TS – 501 301

B.TECH- IV YEAR II SEM REGULAR (AR16) EXAMINATIONS - JULY'2021

RESULTS ANALYSIS

BRANCH: MECHANICAL ENGINEERING- A

OVERALL PASS PERCENTAGE (2017 BATCH)

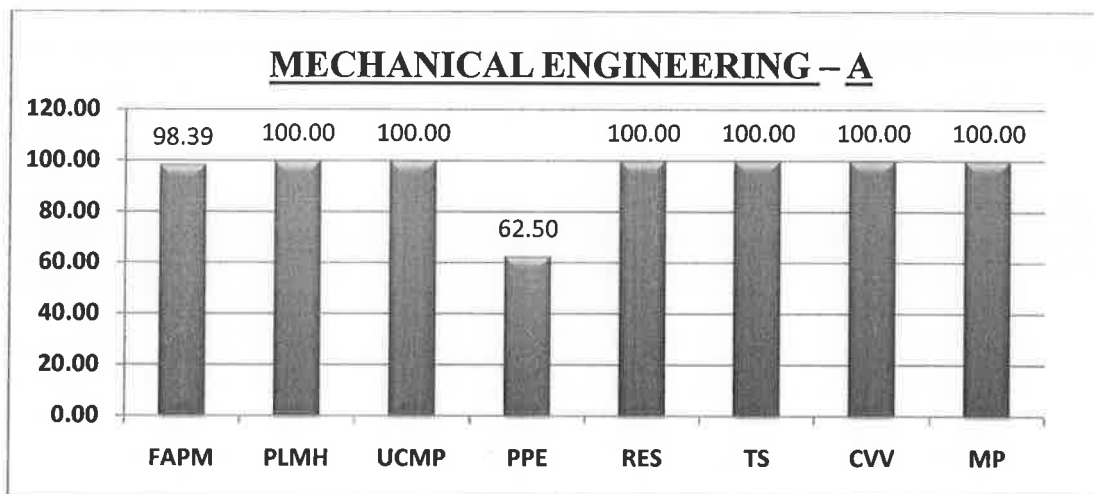
NUMBER OF STUDENTS APPEARED = 62

NUMBER OF STUDENTS PASSED = 52

NUMBER OF STUDENTS FAILED = 10

TOTAL PASS PERCENTAGE = 83.87%

BATCH	FAPM	PLMH	UCMP	PPE	RES	TS	CVV	MP
2017	98.39	100.00	100.00	62.50	100.00	100.00	100.00	100.00



S. No	Name of the Course	No. of Students Appeared	No. of Students Passed	Pass %	Name of the Faculty's / Mr./Ms	No. of Students Failed
1	FAPM	62	61	98.39	K. Naupal Reddy	01
2	PLMH	5	5	100.00	R. Sudharsan	Nil
3	UCMP	33	33	100.00	K. Venkatesh	Nil
4	PPE	24	15	62.50	U. Srikanth	9
5	RES	62	62	100.00	Dr. M. Devaiah	Nil
6	TS	62	62	100.00	Dr. S.Sapthagiri/P. Laxmi Reddy	Nil
7	CVV	62	62	100.00		Nil
8	MP	62	62	100.00	Dr. M. Devaiah /Mr. K. Raju	Nil

NUMBER OF STUDENTS FAILED IN SUBJECT WISE

S. No.	Branch	Failed in one Course	Failed in two subjects	Failed in three subjects	Failed in four subjects	Failed in five & above subjects
01	MEC-A	10	Nil	Nil	Nil	Nil

PRINCIPAL



Geethanjali College of Engineering and Technology

(Accredited by NAAC with 'A' Grade & NBA, Approved by AICTE, Affiliated to JNTUH

Cheeryal(V), Keesara(M), Medchal Dist, TS – 501 301

B.TECH- IV YEAR II SEM REGULAR (AR16) EXAMINATIONS - JULY'2021

RESULTS ANALYSIS

BRANCH: MECHANICAL ENGINEERING – B

OVERALL PASS PERCENTAGE (2017 BATCH)

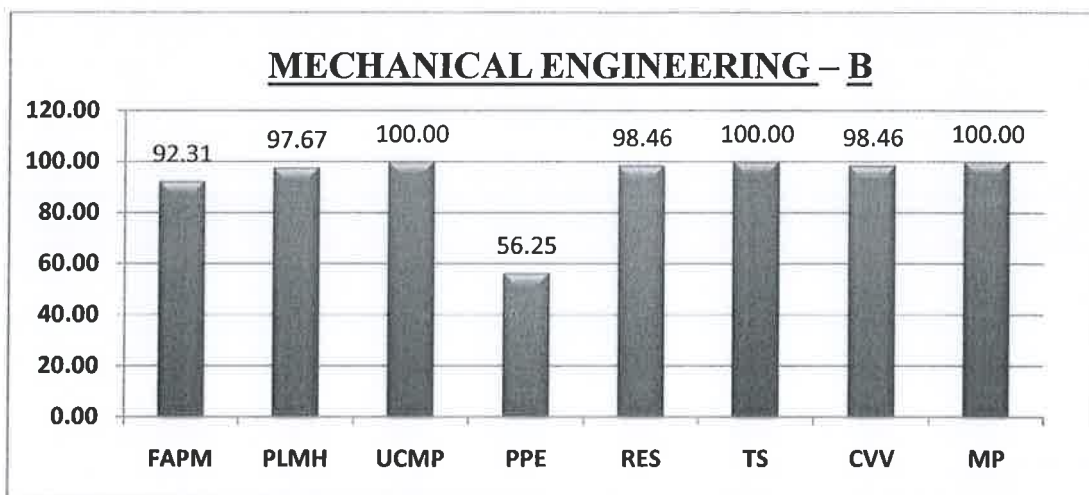
NUMBER OF STUDENTS APPEARED = 65

NUMBER OF STUDENTS PASSED = 54

NUMBER OF STUDENTS FAILED = 11

TOTAL PASS PERCENTAGE = 83.08%

BATCH	FAPM	PLMH	UCMP	PPE	RES	TS	CVV	MP
2017	92.31	97.67	100.00	56.25	98.46	100.00	98.46	100.00



S. No	Name of the Course	No. of Students Appeared	No. of Students Passed	Pass %	Name of the Faculty's / Mr./Ms	No. of Students Failed
1	FAPM	65	60	92.31	G. Vardhini	05
2	PLMH	43	42	97.67	R. Sudharsan	01
3	UCMP	6	6	100.00	K. Venkatesh	Nil
4	PPE	16	9	56.25	U. Srikanth	07
5	RES	65	64	98.46	B. Bhasker	01
6	TS	65	65	100.00	Dr. S. Saphagiri/ K. Praveen	Nil
7	CVV	65	64	98.46		01
8	MP	65	65	100.00	Dr. M. Devaiah /Mr. N. Rajender	Nil

NUMBER OF STUDENTS FAILED IN SUBJECT WISE

S. No.	Branch	Failed in one Course	Failed in two subjects	Failed in three subjects	Failed in four subjects	Failed in five & above subjects
01	ME-B	09	01	Nil	01	Nil


PRINCIPAL



Geethanjali College of Engineering and Technology

(Accredited by NAAC with 'A' Grade & NBA, Approved by AICTE, Affiliated to JNTUH

Cheeryal(V), Keesara(M), Medchal Dist, TS – 501 301

B.TECH- IV YEAR II SEM REGULAR (AR16) EXAMINATIONS - JULY'2021

RESULTS ANALYSIS

BRANCH: ELECTRONICS AND COMMUNICATION ENGINEERING – A

OVERALL PASS PERCENTAGE (2017 BATCH)

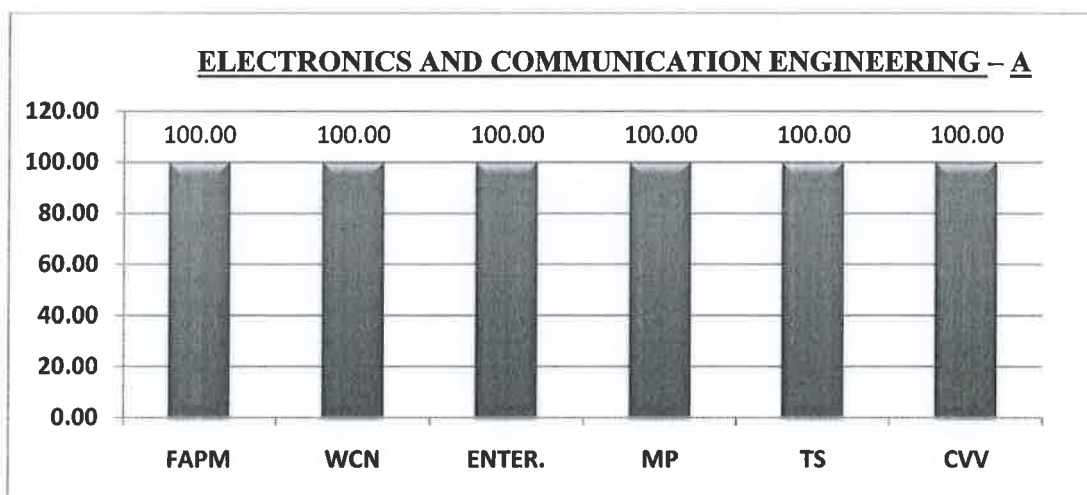
NUMBER OF STUDENTS APPEARED = 56

NUMBER OF STUDENTS PASSED = 56

NUMBER OF STUDENTS FAILED = Nil

TOTAL PASS PERCENTAGE = 100%

BATCH	FAPM	WCN	Entep.	MP	TS	CVV
2017	100.00	100.00	100.00	100.00	100.00	100.00



S. No.	Name of the Course	No. of Students Appeared	No. of Students Passed	Pass %	Name of the Faculty's / Mr./Ms	No. of Students Failed
1	FAPM	56	56	100.00	V.Sai kishore	Nil
2	WCN	56	56	100.00	M.Anand	Nil
3	Entrepreneurship	56	56	100.00	R.N.Vardhini	Nil
4	MP	56	56	100.00	Dr.B.L.Prakash / S.Jyothirmai	Nil
5	TS	56	56	100.00	S.KrishnaPriya / A.Soujanya	Nil
6	CVV	56	56	100.00		Nil

NUMBER OF STUDENTS FAILED IN SUBJECT WISE

S. No.	Branch	Failed in one Course	Failed in two subjects	Failed in three subjects	Failed in four subjects	Failed in five & above subjects
01	ECE-A	Nil	Nil	Nil	Nil	Nil


PRINCIPAL





Geethanjali College of Engineering and Technology

(Accredited by NAAC with 'A' Grade & NBA, Approved by AICTE, Affiliated to JNTUH
Cheeryal(V), Keesara(M), Medchal Dist, TS – 501 301

B.TECH- IV YEAR II SEM REGULAR (AR16) EXAMINATIONS - JULY'2021 RESULTS ANALYSIS

BRANCH: ELECTRONICS AND COMMUNICATION ENGINEERING – B

OVERALL PASS PERCENTAGE (2017 BATCH)

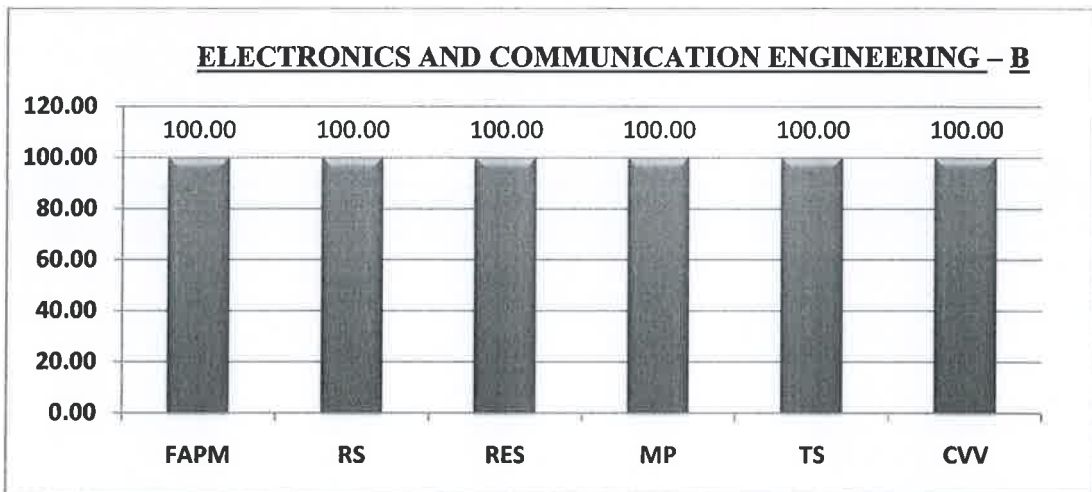
NUMBER OF STUDENTS APPEARED = 57

NUMBER OF STUDENTS PASSED = 57

NUMBER OF STUDENTS FAILED = Nil

TOTAL PASS PERCENTAGE = 100%

BATCH	FAPM	RS	RES	MP	TS	CVV
2017	100.00	100.00	100.00	100.00	100.00	100.00



S. No.	Name of the Course	No. of Students Appeared	No. of Students Passed	Pass %	Name of the Faculty's / Mr./Ms	No. of Students Failed
1	FAPM	57	57	100.00	V.Sai kishore	Nil
2	RS	57	57	100.00	P.ChandraPrakash Reddy	Nil
3	RES	57	57	100.00	T.PoojaRani	Nil
4	MP	57	57	100.00	Prof.K.S.Rao / Dr.S.Spandana	Nil
5	TS	57	57	100.00	B.Sreelatha / G.Sreelakshmi	Nil
6	CVV	57	57	100.00		Nil

NUMBER OF STUDENTS FAILED IN SUBJECT WISE

S. No.	Branch	Failed in one Course	Failed in two subjects	Failed in three subjects	Failed in four subjects	Failed in five & above subjects
01	ECE-B	Nil	Nil	Nil	Nil	Nil

Sita
PRINCIPAL

[Signature]



Geethanjali College of Engineering and Technology

(Accredited by NAAC with 'A' Grade & NBA, Approved by AICTE, Affiliated to JNTUH

Cheeryal(V), Keesara(M), Medchal Dist, TS – 501 301

B.TECH- IV YEAR II SEM REGULAR (AR16) EXAMINATIONS - JULY'2021 RESULTS ANALYSIS

BRANCH: ELECTRONICS AND COMMUNICATION ENGINEERING – C

OVERALL PASS PERCENTAGE (2017 BATCH)

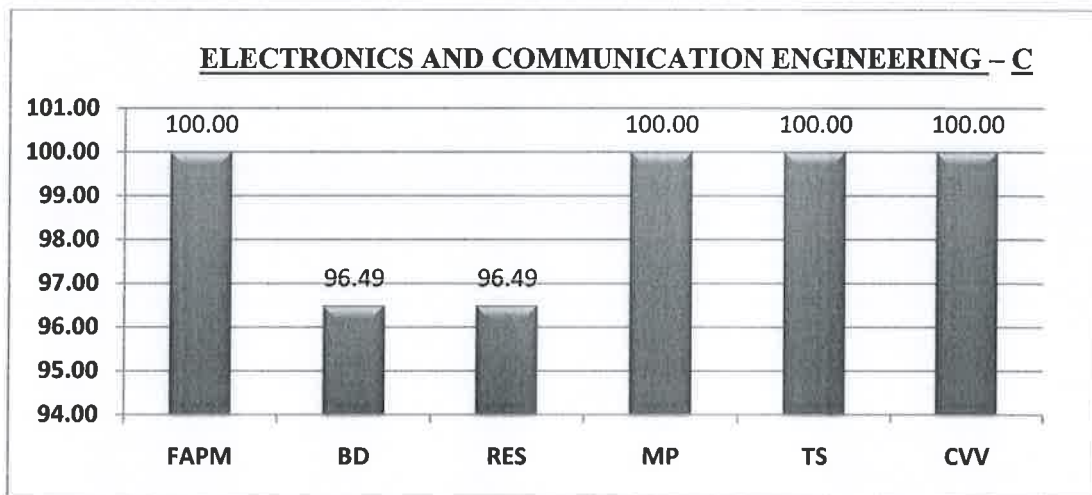
NUMBER OF STUDENTS APPEARED = 57

NUMBER OF STUDENTS PASSED = 54

NUMBER OF STUDENTS FAILED = 03

TOTAL PASS PERCENTAGE = 94.74%

BATCH	FAPM	BD	RES	MP	TS	CVV
2017	100.00	96.49	96.49	100.00	100.00	100.00



S. No.	Name of the Course	No. of Students Appeared	No. of Students Passed	Pass %	Name of the Faculty's / Mr./Ms	No. of Students Failed
1	FAPM	57	57	100.00	V.Sai kishore	Nil
2	BD	57	55	96.49	S.L.Anusha	02
3	RES	57	55	96.49	A.RaghuRamaChandra	02
4	MP	57	57	100.00	Dr.P.VijaiBhaskar/Dr.V.SatyaSrinivas	Nil
5	TS	57	57	100.00	Laxmi / R.V.N.R.SuneelKrishna	Nil
6	CVV	57	57	100.00		Nil

NUMBER OF STUDENTS FAILED IN SUBJECT WISE

S. No.	Branch	Failed in one Course	Failed in two subjects	Failed in three subjects	Failed in four subjects	Failed in five & above subjects
01	ECE-C	02	01	Nil	Nil	Nil


PRINCIPAL





Geethanjali College of Engineering and Technology

(Accredited by NAAC with 'A' Grade & NBA, Approved by AICTE, Affiliated to JNTUH
Cheeryal(V), Keesara(M), Medchal Dist, TS – 501 301

B.TECH- IV YEAR II SEM REGULAR (AR16) EXAMINATIONS - JULY'2021 RESULTS ANALYSIS

BRANCH: ELECTRONICS AND COMMUNICATION ENGINEERING – D

OVERALL PASS PERCENTAGE (2017 BATCH)

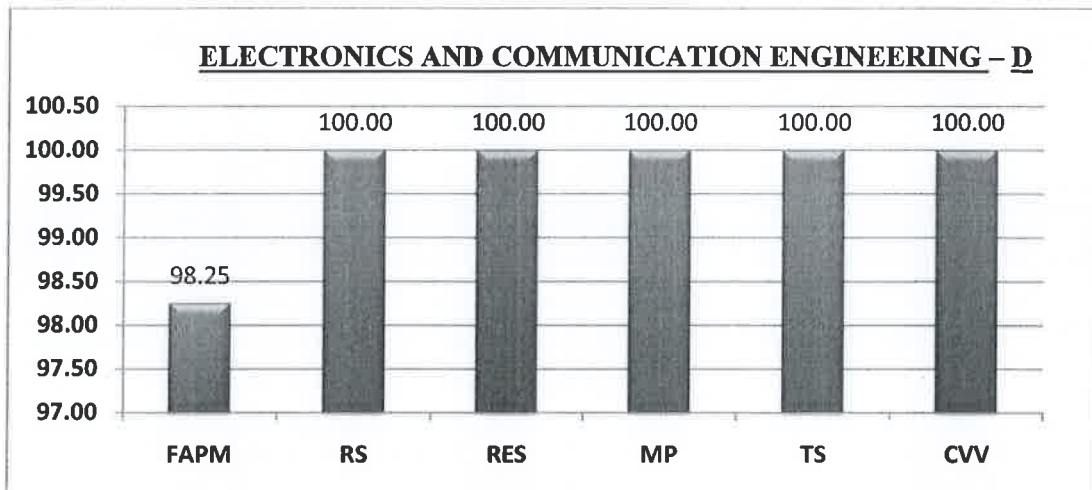
NUMBER OF STUDENTS APPEARED = 57

NUMBER OF STUDENTS PASSED = 56

NUMBER OF STUDENTS FAILED = 01

TOTAL PASS PERCENTAGE = 98.25%

BATCH	FAPM	RS	RES	MP	TS	CVV
2017	98.25	100.00	100.00	100.00	100.00	100.00



S. No	Name of the Course	No. of Students Appeared	No. of Students Passed	Pass %	Name of the Faculty's / Mr./Ms	No. of Students Failed
1	FAPM	57	56	98.25	R.N.Vardhini	01
2	RS	57	57	100.00	M.J.R.M.Prasad	Nil
3	RES	57	57	100.00	Ch.Aditya	Nil
4	MP	57	57	100.00	Prof.O.V.P.R.SivaKumar / Dr.S.Saritha	Nil
5	TS	57	57	100.00	M.Soujanya / M.UmaRani	Nil
6	CVV	57	57	100.00		Nil

NUMBER OF STUDENTS FAILED IN SUBJECT WISE

S. No.	Branch	Failed in one Course	Failed in two subjects	Failed in three subjects	Failed in four subjects	Failed in five & above subjects
01	ECE-D	01	Nil	Nil	Nil	Nil

Sive
PRINCIPAL

S



Geethanjali College of Engineering and Technology

(Accredited by NAAC with 'A' Grade & NBA, Approved by AICTE, Affiliated to JNTUH

Cheeryal(V), Keesara(M), Medchal Dist, TS – 501 301

B.TECH- IV YEAR II SEM REGULAR (AR16) EXAMINATIONS - JULY'2021

RESULTS ANALYSIS

BRANCH: ELECTRONICS AND COMMUNICATION ENGINEERING – E

OVERALL PASS PERCENTAGE (2017 BATCH)

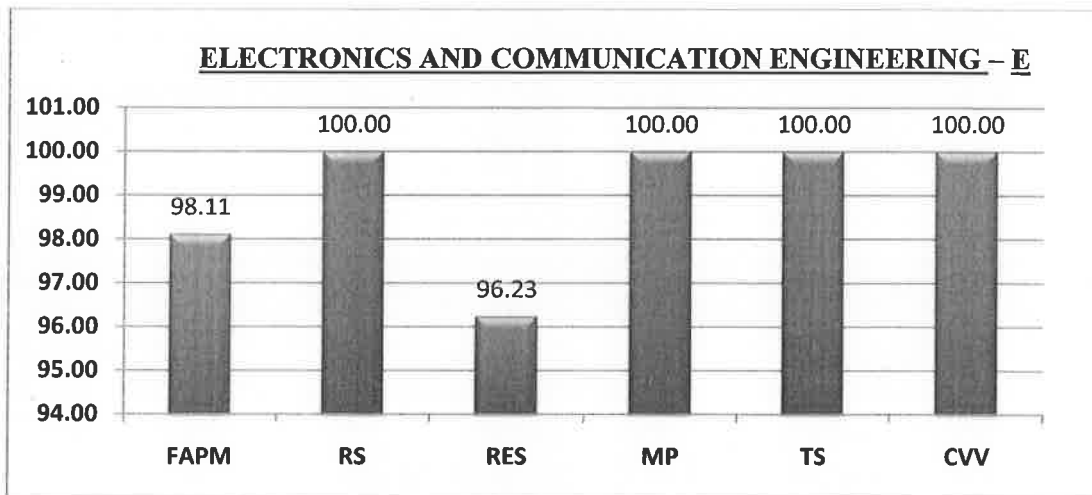
NUMBER OF STUDENTS APPEARED = 53

NUMBER OF STUDENTS PASSED = 51

NUMBER OF STUDENTS FAILED = 02

TOTAL PASS PERCENTAGE = 96.23%

BATCH	FAPM	RS	RES	MP	TS	CVV
2017	98.11	100.00	96.23	100.00	100.00	100.00



S. No	Name of the Course	No. of Students Appeared	No. of Students Passed	Pass %	Name of the Faculty's / Mr./Ms	No. of Students Failed
1	FAPM	53	52	98.11	R.N.Vardhini	01
2	RS	53	53	100.00	Prof.B.HariKumar	Nil
3	RES	53	51	96.23	S.HarishReddy	02
4	MP	53	53	100.00	Dr.P.Srihari / Dr.R.V.Durga	Nil
5	TS	53	53	100.00	K.Victor / L.Kavya	Nil
6	CVV	53	53	100.00		Nil

NUMBER OF STUDENTS FAILED IN SUBJECT WISE

S. No.	Branch	Failed in one Course	Failed in two subjects	Failed in three subjects	Failed in four subjects	Failed in five & above subjects
01	ECE-E	01	01	Nil	Nil	Nil


PRINCIPAL





Geethanjali College of Engineering and Technology

(Accredited by NAAC with 'A' Grade & NBA, Approved by AICTE, Affiliated to JNTUH

Cheeryal(V), Keesara(M), Medchal Dist, TS – 501 301

B.TECH- IV YEAR II SEM REGULAR (AR16) EXAMINATIONS - JULY'2021

RESULTS ANALYSIS

BRANCH: COMPUTER SCIENCE AND ENGINEERING- A

OVERALL PASS PERCENTAGE (2017 BATCH)

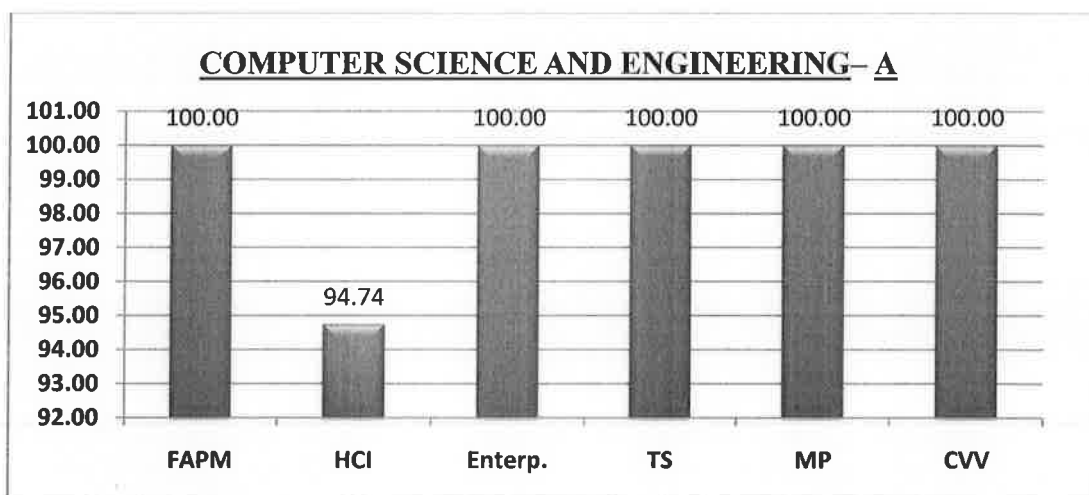
NUMBER OF STUDENTS APPEARED = 57

NUMBER OF STUDENTS PASSED = 54

NUMBER OF STUDENTS FAILED = 03

TOTAL PASS PERCENTAGE = 94.74%

BATCH	FAPM	HCI	Enterp	TS	MP	CVV
2017	100.00	94.74	100.00	100.00	100.00	100.00



S. No	Name of the Course	No. of Students Appeared	No. of Students Passed	Pass %	Name of the Faculty's / Mr./Ms	No. of Students Failed
1	FAPM	57	57	100.00	Ravikanth	Nil
2	HCI	57	54	94.74	K Gnana Mayuri	03
3	Entrepreneurship	57	57	100.00	K Vijaya Lakshmi	Nil
4	TS	57	57	100.00		Nil
5	MP	57	57	100.00		Nil
6	CVV	57	57	100.00		Nil

NUMBER OF STUDENTS FAILED IN SUBJECT WISE

S. No.	Branch	Failed in one Course	Failed in two subjects	Failed in three subjects	Failed in four subjects	Failed in five & above subjects
01	CSE-A	03	Nil	Nil	Nil	Nil

PRINCIPAL



Geethanjali College of Engineering and Technology

(Accredited by NAAC with 'A' Grade & NBA, Approved by AICTE, Affiliated to JNTUH
Cheeryal(V), Keesara(M), Medchal Dist, TS – 501 301

B.TECH- IV YEAR II SEM REGULAR (AR16) EXAMINATIONS - JULY'2021 RESULTS ANALYSIS

BRANCH: COMPUTER SCIENCE AND ENGINEERING- B

OVERALL PASS PERCENTAGE (2017 BATCH)

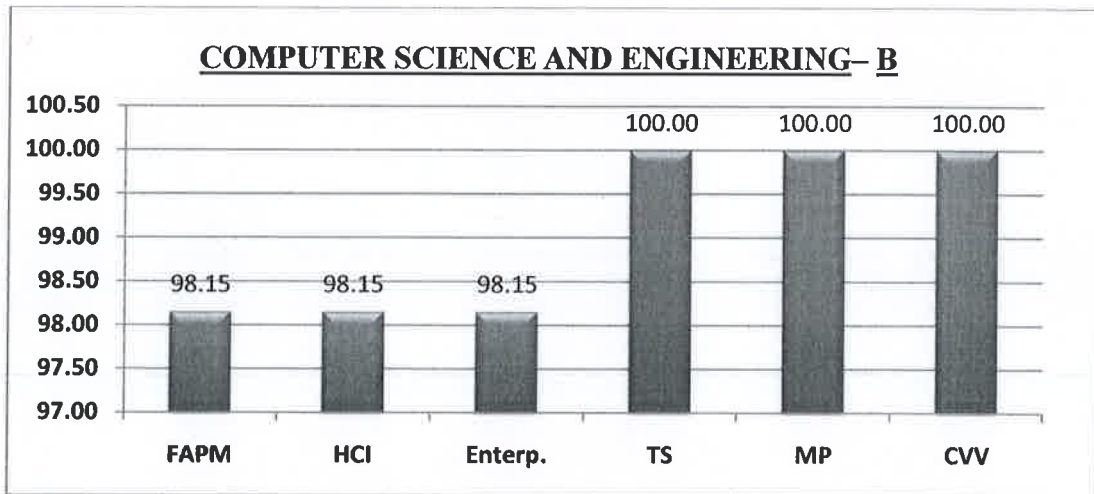
NUMBER OF STUDENTS APPEARED = 54

NUMBER OF STUDENTS PASSED = 53

NUMBER OF STUDENTS FAILED = 01

TOTAL PASS PERCENTAGE = 98.15%

BATCH	FAPM	HCI	Enterp	TS	MP	CVV
2017	98.15	98.15	98.15	100.00	100.00	100.00



S. No.	Name of the Course	No. of Students Appeared	No. of Students Passed	Pass %	Name of the Faculty's / Mr./Ms	No. of Students Failed
1	FAPM	54	53	98.15	Ravikanth	01
2	HCI	54	53	98.15	K Vijay Bhaskar	01
3	Entrepreneurship	54	53	98.15	K Vijaya Lakshmi	01
4	TS	54	54	100.00		Nil
5	MP	54	54	100.00		Nil
6	CVV	54	54	100.00		Nil

NUMBER OF STUDENTS FAILED IN SUBJECT WISE

S. No.	Branch	Failed in one Course	Failed in two subjects	Failed in three subjects	Failed in four subjects	Failed in five & above subjects
01	CSE-B	Nil	Nil	01	Nil	Nil


PRINCIPAL



Geethanjali College of Engineering and Technology

(Accredited by NAAC with 'A' Grade & NBA, Approved by AICTE, Affiliated to JNTUH
Cheeryal(V), Keesara(M), Medchal Dist, TS – 501 301

B.TECH- IV YEAR II SEM REGULAR (AR16) EXAMINATIONS - JULY'2021

RESULTS ANALYSIS

BRANCH: COMPUTER SCIENCE AND ENGINEERING- C

OVERALL PASS PERCENTAGE (2017 BATCH)

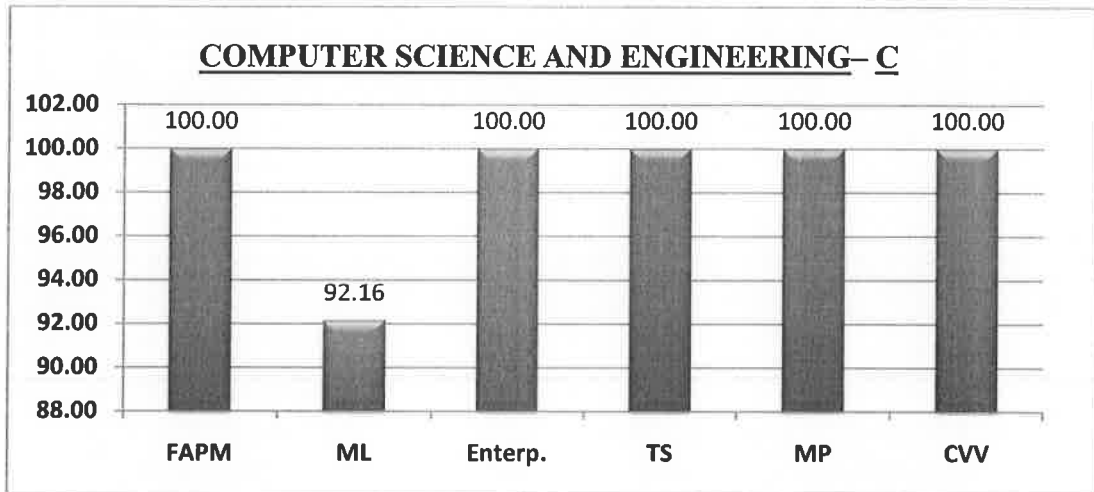
NUMBER OF STUDENTS APPEARED = 51

NUMBER OF STUDENTS PASSED = 47

NUMBER OF STUDENTS FAILED = 04

TOTAL PASS PERCENTAGE = 92.16%

BATCH	FAPM	ML	Enterp	TS	MP	CVV
2017	100.00	92.16	100.00	100.00	100.00	100.00



S. No.	Name of the Course	No. of Students Appeared	No. of Students Passed	Pass %	Name of the Faculty's / Mr./Ms	No. of Students Failed
1	FAPM	51	51	100.00	Ravikanth	Nil
2	ML	51	47	92.16	M Raja Krishna Kumar	04
3	Entrepreneurship	51	51	100.00	K Vijaya Lakshmi	Nil
4	TS	51	51	100.00		Nil
5	MP	51	51	100.00		Nil
6	CVV	51	51	100.00		Nil

NUMBER OF STUDENTS FAILED IN SUBJECT WISE

S. No.	Branch	Failed in one Course	Failed in two subjects	Failed in three subjects	Failed in four subjects	Failed in five & above subjects
01	CSE-C	04	Nil	Nil	Nil	Nil


PRINCIPAL



Geethanjali College of Engineering and Technology

(Accredited by NAAC with 'A' Grade & NBA, Approved by AICTE, Affiliated to JNTUH
Cheeryal(V), Keesara(M), Medchal Dist, TS – 501 301

B.TECH- IV YEAR II SEM REGULAR (AR16) EXAMINATIONS - JULY'2021

RESULTS ANALYSIS

BRANCH: COMPUTER SCIENCE AND ENGINEERING- D

OVERALL PASS PERCENTAGE (2017 BATCH)

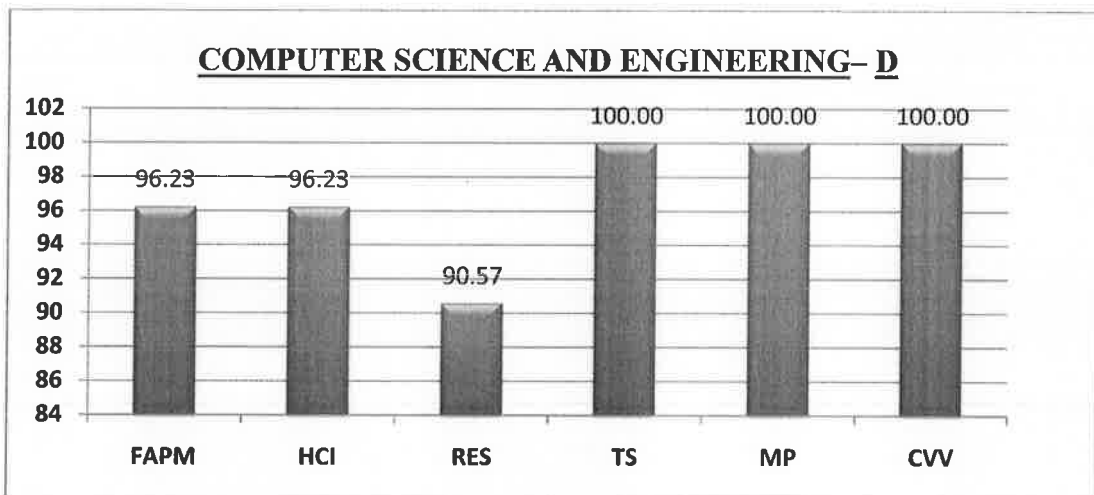
NUMBER OF STUDENTS APPEARED = 53

NUMBER OF STUDENTS PASSED = 46

NUMBER OF STUDENTS FAILED = 07

TOTAL PASS PERCENTAGE = 86.79%

BATCH	FAPM	HCI	RES	TS	MP	CVV
2017	96.23	96.23	90.57	100.00	100.00	100.00



S. No	Name of the Course	No. of Students Appeared	No. of Students Passed	Pass %	Name of the Faculty's / Mr./Ms	No. of Students Failed
1	FAPM	53	51	96.23	K Lavanya	02
2	HCI	53	51	96.23	P Lalitha	02
3	RES	53	48	90.57		05
4	TS	53	53	100.00		Nil
5	MP	53	53	100.00		Nil
6	CVV	53	53	100.00		Nil

NUMBER OF STUDENTS FAILED IN SUBJECT WISE

S. No.	Branch	Failed in one Course	Failed in two subjects	Failed in three subjects	Failed in four subjects	Failed in five & above subjects
01	CSE-D	05	02	Nil	Nil	Nil


PRINCIPAL





Geethanjali College of Engineering and Technology

(Accredited by NAAC with 'A' Grade & NBA, Approved by AICTE, Affiliated to JNTUH
Cheeryal(V), Keesara(M), Medchal Dist, TS – 501 301

B.TECH- IV YEAR II SEM REGULAR (AR16) EXAMINATIONS - JULY'2021

RESULTS ANALYSIS

BRANCH: COMPUTER SCIENCE AND ENGINEERING- E

OVERALL PASS PERCENTAGE (2017 BATCH)

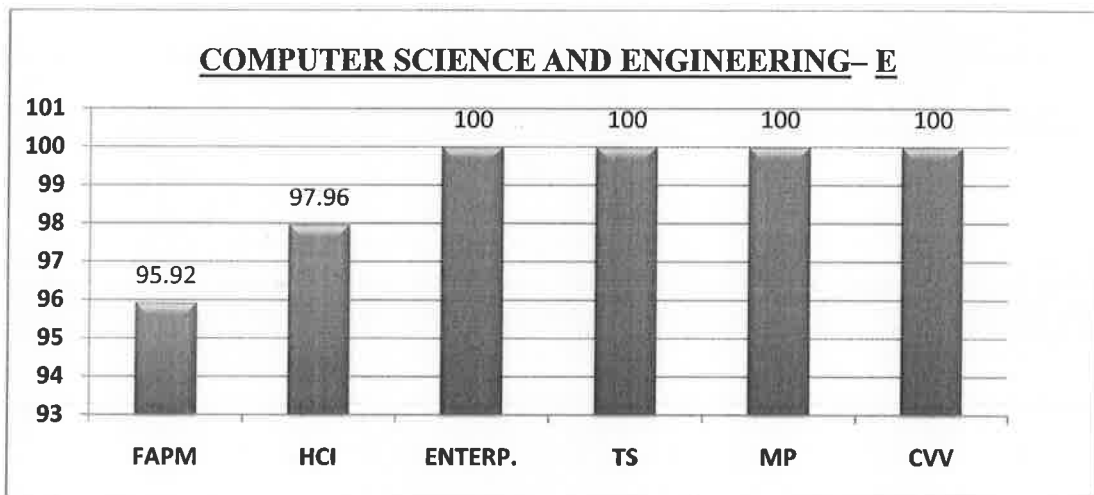
NUMBER OF STUDENTS APPEARED = 49

NUMBER OF STUDENTS PASSED = 47

NUMBER OF STUDENTS FAILED = 02

TOTAL PASS PERCENTAGE = 95.92%

BATCH	FAPM	HCI	ENT.	TS	MP	CVV
2017	95.92	97.96	100.00	100.00	100.00	100.00



S. No	Name of the Course	No. of Students Appeared	No. of Students Passed	Pass %	Name of the Faculty's / Mr./Ms	No. of Students Failed
1	FAPM	49	47	95.92	K Lavanya	02
2	HCI	49	48	97.96	P Lalitha	01
3	Entrepreneurship	49	49	100.00	V N Suhasini	Nil
4	TS	49	49	100.00		Nil
5	MP	49	49	100.00		Nil
6	CVV	49	49	100.00		Nil

NUMBER OF STUDENTS FAILED IN SUBJECT WISE

S. No.	Branch	Failed in one Course	Failed in two subjects	Failed in three subjects	Failed in four subjects	Failed in five & above subjects
01	CSE-E	01	01	Nil	Nil	Nil


PRINCIPAL

